

# Pet Doctors Veterinary Supplies and Services

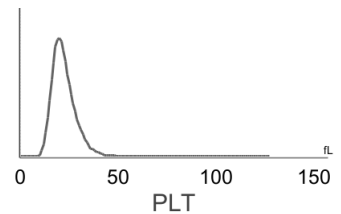
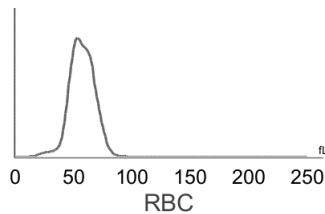
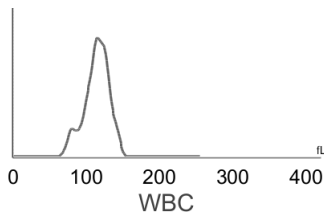
## Blood Morphology Analysis Report

Pet Name: Kara  
 Gender: Female  
 Sample ID: 260502005

Owner Name: Kate Casongsong  
 Age: 3Y  
 Sample Type: Blood

Species: Canine  
 Patient or Visit NO.:  
 Time Tested: 02/05/2026 18:22:33

Test	Result	Unit	Reference Range	Low	Normal	High
<b>1.WBC</b>						
1-1WBC	16.06	10 <sup>9</sup> /L	6.00-17.00			
1-2Neu#	10.76	10 <sup>9</sup> /L	3.62-12.30			
1-3Nst#	0.06	10 <sup>9</sup> /L	0.00-1.00			
1-4Nsg#	10.70	10 <sup>9</sup> /L	2.30-11.50			
1-5Nsh#	0.00	10 <sup>9</sup> /L	0.00-3.50			
1-6Lym#	2.44	10 <sup>9</sup> /L	0.83-4.91			
1-7Mon#	0.85	10 <sup>9</sup> /L	0.14-1.97			
1-8Eos#	1.99	↑ 10 <sup>9</sup> /L	0.04-1.62			
1-9Bas#	0.02	10 <sup>9</sup> /L	0.00-0.12			
1-10Neu%	67.0	%	50.0-81.0			
1-11Nst/WBC%	0.4	%	0.0-10.0			
1-12Nsg%	66.6	%	48.0-70.0			
1-13Nsh/WBC%	0.0	%	0.0-15.5			
1-14Lym%	15.2	%	12.0-33.0			
1-15Mon%	5.3	%	2.0-13.0			
1-16Eos%	12.4	↑ %	0.5-10.0			
1-17Bas%	0.1	%	0.0-1.3			
1-18Nst/Neu%	0.6	%	0.0-22.0			
1-19Nsh/Neu%	0.0	%	0.0-20.0			
<b>2.RBC</b>						
2-1RBC	7.03	10 <sup>12</sup> /L	5.10-8.50			
2-2HGB	154	g/L	110-190			
2-3HCT	45.6	%	35.0-58.0			
2-4MCV	64.9	fL	55.0-83.0			
2-5MCH	21.9	pg	18.0-31.0			
2-6MCHC	337	g/L	260-430			
2-7RDW-CV	21.2	%	11.2-21.3			
2-8RDW-SD	52.2	↑ fL	31.2-51.7			
2-9RET#	18.21	10 <sup>9</sup> /L	3.00-45.00			
2-10RET%	0.26	%	0.00-1.00			
2-11MCVr	47.6	fL	30.0-120.0			
2-12MCVr-CV	42.9	%	20.0-80.0			
2-13NRBC#	0.00	10 <sup>9</sup> /L	0.00-0.10			
2-14NRBC/WBC%	0.00	%	0.00-0.50			
2-15ETG#	0.01	10 <sup>12</sup> /L	0.00-0.10			
2-16ETG%	0.15	%	0.00-3.00			
2-17SPH#	120.54	10 <sup>9</sup> /L	0.00-150.00			
2-18SPH%	1.72	%	0.00-2.00			
2-19AGG#	0.00	10 <sup>9</sup> /L	0.00-0.50			
<b>3.PLT</b>						
3-1PLT	152	10 <sup>9</sup> /L	117-490			
3-2MPV	12.2	fL	8.4-14.1			
3-3PCT	0.185	%	0.090-0.580			
3-4PDW-CV	47.4	%	30.0-80.0			
3-5PDW-SD	10.2	fL	5.0-20.0			
3-6LPLT#	63	10 <sup>9</sup> /L	0-285			
3-7P-LCR	41.3	%	9.0-50.0			



**Hospital Tel: +639171533903**  
**Hospital Add: McArthur Highway, San Miguel, Calasiao, Pangasinan**



# Pet Doctors Veterinary Supplies and Services

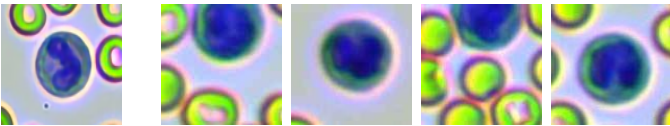
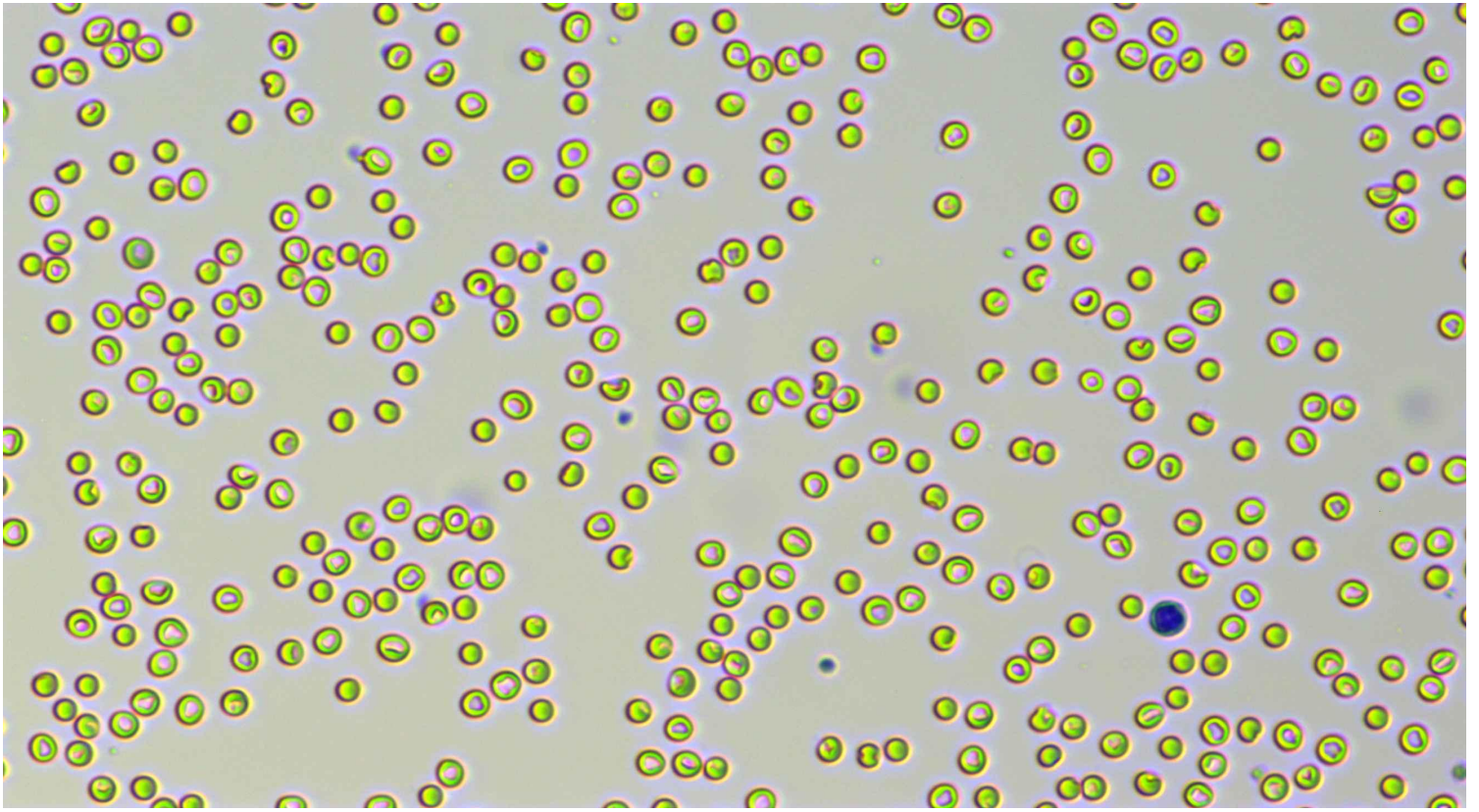
## Blood Morphology Analysis Report

Pet Name: Kara  
 Gender: Female  
 Sample ID: 260502005

Owner Name: Kate Casongsong  
 Age: 3Y  
 Sample Type: Blood

Species: Canine  
 Patient or Visit NO.:  
 Time Tested: 02/05/2026 18:22:33

### Distribution Chart

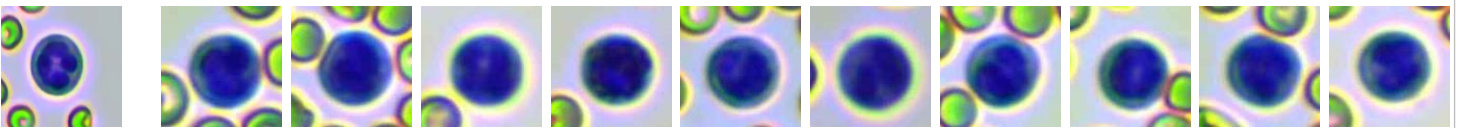


Neutrophil stab granulocytes

Count: 4.0

Concentration:  $0.06 \times 10^9/L$

Percentage: 0.4 Nst#/WBC

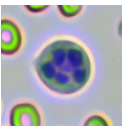


Neutrophil segmented granulocytes

Count: 557.0

Concentration:  $10.70 \times 10^9/L$

Percentage: 66.6 Nsg#/WBC

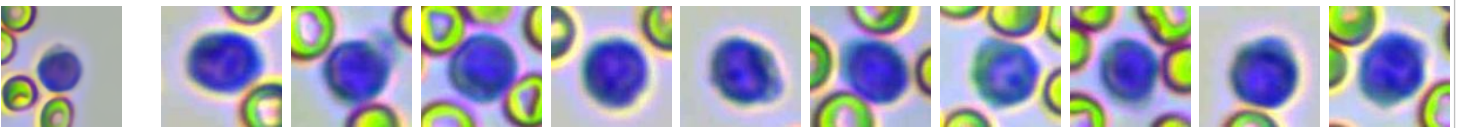


Hypersegmented neutrophils

Count:

Concentration:

Percentage:



Lymphocytes

Count: 127.0

Concentration:  $2.44 \times 10^9/L$

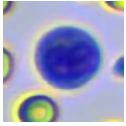

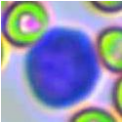
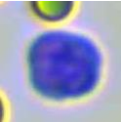
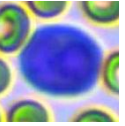
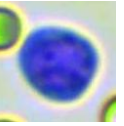
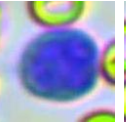
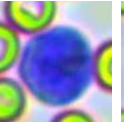
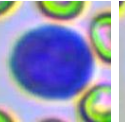


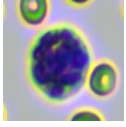
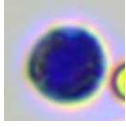
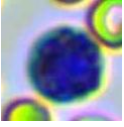
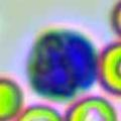
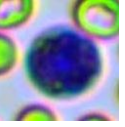
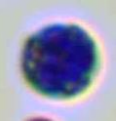
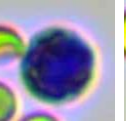
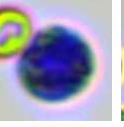
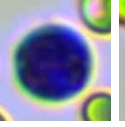
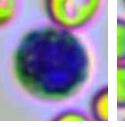
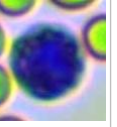
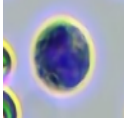






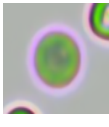

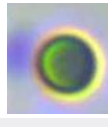
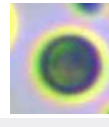








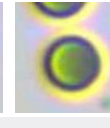









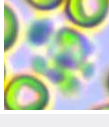




Percentage: 15.2 Lym#/WBC



Hospital Tel: +639171533903

Hospital Add: McArthur Highway, San Miguel, Calasiao, Pangasinan



										
Monocytes	Count: 46.0	Concentration: $0.85 \times 10^9/L$				Percentage: 5.3 Mon#/WBC				
										
Eosinophils	Count: 104.0	Concentration: $1.99 \times 10^9/L$				Percentage: 12.4 Eos#/WBC				
	Count:	Concentration:				Percentage:				
Basophils										
										
Normocyte	Count: 116199.0	Concentration: $7.03 \times 10^{12}/L$		Percentage: 98.0 Normocyte#/RBC		Reticulocytes	Count: 160.0	Concentration: $18.21 \times 10^9/L$		Percentage: 0.26 RET#/RBC
	Count:	Concentration:		Percentage:			Count: 169.0	Concentration: $0.01 \times 10^{12}/L$		Percentage: 0.15 ETG#/RBC
Nucleated red blood cell						Erythrocyte ghost				
							Count:	Concentration:		Percentage:
Spherocytes	Count: 2013.0	Concentration: $120.54 \times 10^9/L$		Percentage: 1.72 SPH#/RBC		Agglutinated erythrocytes				
							Count:	Concentration:		Percentage:
Normal platelets	Count: 2087.0	Concentration: $152 \times 10^9/L$		Percentage: 58.7 NPLT#/PLT		Large platelet				
							Count: 4.0	Concentration: $0.00 \times 10^9/L$		Percentage:
Aggregate platelets										

### Clinical Significance

Eos# **Elevated levels:** Suggesting parasitic infection; allergy; granulomatous inflammation; mastocytoma; eosinophilic leukemia, etc.  
RDW-SD **Elevated levels:** it means that the size of red blood cells is not uniform, which can be used as a reference for the diagnosis of anemia.

Veterinary Technician: not specified

Attending Veterinarian: Dr. Marian Grace Wanagen

Date Reported: 02/05/2026

**This report is solely for the received sample and serves as a diagnostic reference for veterinarians.**