

Pet Doctors Veterinary Supplies and Services

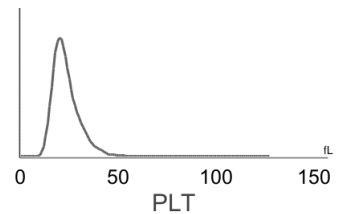
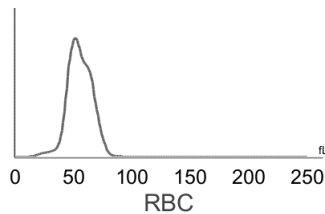
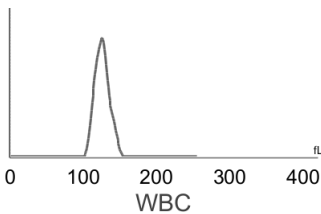
Blood Morphology Analysis Report

Pet Name: Songyie
 Gender: Female
 Sample ID: 260503001

Owner Name: Nheriza Biagtan
 Age: 13Y
 Sample Type: Blood

Species: Canine
 Patient or Visit NO.:
 Time Tested: 03/05/2026 09:37:33

Test	Result	Unit	Reference Range	Low	Normal	High
1.WBC						
1-1WBC	6.76	10 ⁹ /L	6.00-17.00			
1-2Neu#	5.73	10 ⁹ /L	3.62-12.30			
1-3Nst#	0.06	10 ⁹ /L	0.00-1.00			
1-4Nsg#	5.65	10 ⁹ /L	2.30-11.50			
1-5Nsh#	0.02	10 ⁹ /L	0.00-3.50			
1-6Lym#	0.51	↓ 10 ⁹ /L	0.83-4.91			
1-7Mon#	0.38	10 ⁹ /L	0.14-1.97			
1-8Eos#	0.12	10 ⁹ /L	0.04-1.62			
1-9Bas#	0.02	10 ⁹ /L	0.00-0.12			
1-10Neu%	84.7	↑ %	50.0-81.0			
1-11Nst/WBC%	0.9	%	0.0-10.0			
1-12Nsg%	83.5	↑ %	48.0-70.0			
1-13Nsh/WBC%	0.3	%	0.0-15.5			
1-14Lym%	7.6	↓ %	12.0-33.0			
1-15Mon%	5.6	%	2.0-13.0			
1-16Eos%	1.8	%	0.5-10.0			
1-17Bas%	0.3	%	0.0-1.3			
1-18Nst/Neu%	1.0	%	0.0-22.0			
1-19Nsh/Neu%	0.3	%	0.0-20.0			
2.RBC						
2-1RBC	6.78	10 ¹² /L	5.10-8.50			
2-2HGB	144	g/L	110-190			
2-3HCT	42.5	%	35.0-58.0			
2-4MCV	62.7	fL	55.0-83.0			
2-5MCH	21.3	pg	18.0-31.0			
2-6MCHC	340	g/L	260-430			
2-7RDW-CV	21.3	↑ %	11.2-21.3			
2-8RDW-SD	50.7	fL	31.2-51.7			
2-9RET#	6.55	10 ⁹ /L	3.00-45.00			
2-10RET%	0.10	%	0.00-1.00			
2-11MCVr	44.8	fL	30.0-120.0			
2-12MCVr-CV	48.2	%	20.0-80.0			
2-13NRBC#	0.00	10 ⁹ /L	0.00-0.10			
2-14NRBC/WBC%	0.00	%	0.00-0.50			
2-15ETG#	0.01	10 ¹² /L	0.00-0.10			
2-16ETG%	0.13	%	0.00-3.00			
2-17SPH#	93.25	10 ⁹ /L	0.00-150.00			
2-18SPH%	1.38	%	0.00-2.00			
2-19AGG#	0.00	10 ⁹ /L	0.00-0.50			
3.PLT						
3-1PLT	219	10 ⁹ /L	117-490			
3-2MPV	12.7	fL	8.4-14.1			
3-3PCT	0.279	%	0.090-0.580			
3-4PDW-CV	50.6	%	30.0-80.0			
3-5PDW-SD	11.3	fL	5.0-20.0			
3-6LPLT#	103	10 ⁹ /L	0-285			
3-7P-LCR	47.0	%	9.0-50.0			



Hospital Tel: +639171533903
Hospital Add: McArthur Highway, San Miguel, Calasiao, Pangasinan



Pet Doctors Veterinary Supplies and Services

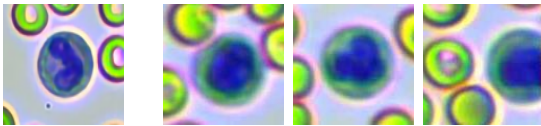
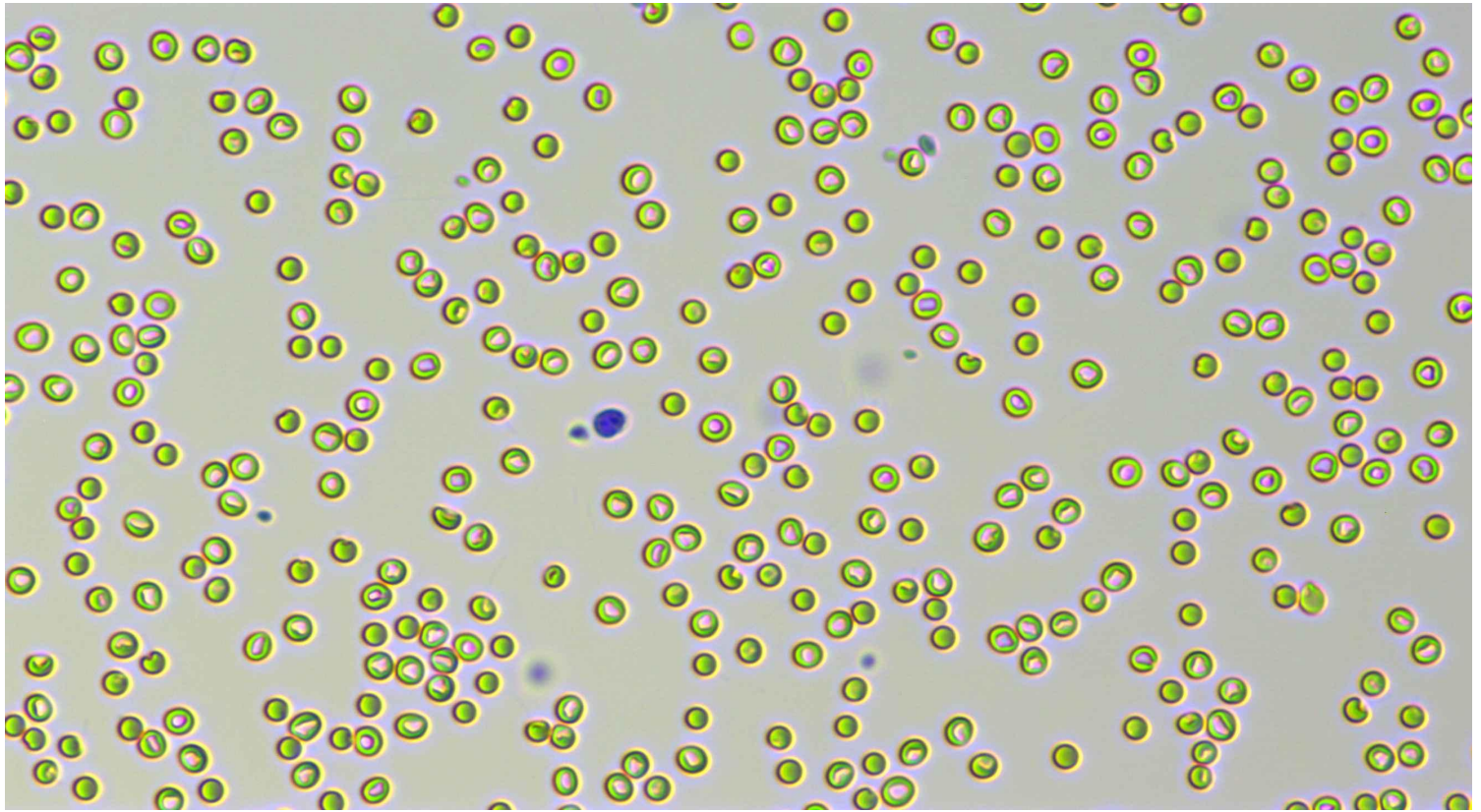
Blood Morphology Analysis Report

Pet Name: Songyie
 Gender: Female
 Sample ID: 260503001

Owner Name: Nheriza Biagtan
 Age: 13Y
 Sample Type: Blood

Species: Canine
 Patient or Visit NO.:
 Time Tested: 03/05/2026 09:37:33

Distribution Chart

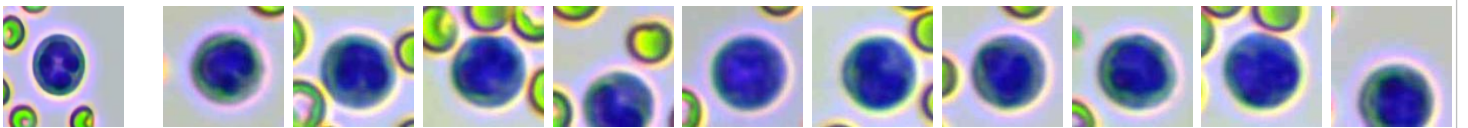


Neutrophil stab granulocytes

Count: 3.0

Concentration: $0.06 \times 10^9/L$

Percentage: 0.9 Nst#/WBC




Neutrophil segmented granulocytes

Count: 298.0

Concentration: $5.65 \times 10^9/L$

Percentage: 83.5 Nsg#/WBC




Hypersegmented neutrophils

Count: 1.0

Concentration: $0.02 \times 10^9/L$

Percentage: 0.3 Nsh#/WBC


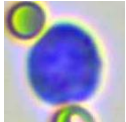
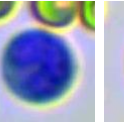
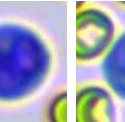
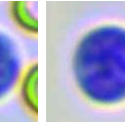
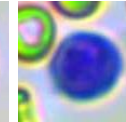
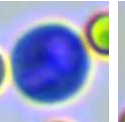
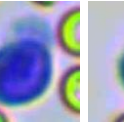


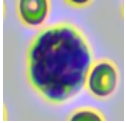
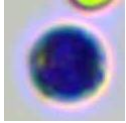
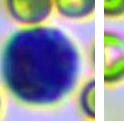


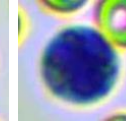




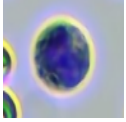






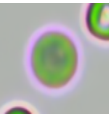
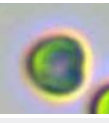


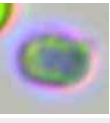














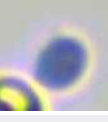










Lymphocytes

Count: 30.0

Concentration: $0.51 \times 10^9/L$

Percentage: 7.6 Lym#/WBC

											
Monocytes	Count: 20.0	Concentration: $0.38 \times 10^9/L$				Percentage: 5.6 Mon#/WBC					
											
Eosinophils	Count: 6.0	Concentration: $0.12 \times 10^9/L$				Percentage: 1.8 Eos#/WBC					
	Count:	Concentration:				Percentage:					
Basophils											
											
Normocyte	Count: 112360.0	Concentration: $6.78 \times 10^{12}/L$		Percentage: 98.5 Normocyte#/RBC		Reticulocytes	Count: 21.0	Concentration: $6.55 \times 10^9/L$		Percentage: 0.10 RET#/RBC	
	Count:	Concentration:		Percentage:			Count: 141.0	Concentration: $0.01 \times 10^{12}/L$		Percentage: 0.13 ETG#/RBC	
Nucleated red blood cell						Erythrocyte ghost					
							Count:	Concentration:		Percentage:	
Spherocytes	Count: 1688.0	Concentration: $93.25 \times 10^9/L$		Percentage: 1.38 SPH#/RBC		Agglutinated erythrocytes					
							Count:	Concentration:		Percentage:	
Normal platelets	Count: 2886.0	Concentration: $219 \times 10^9/L$		Percentage: 53.0 NPLT#/PLT		Large platelet					
						Count: 8.0	Concentration: $0.00 \times 10^9/L$		Percentage:		
Aggregate platelets											

Clinical Significance

Lym# **Decreased levels:** It is seen in stress, Cushing's syndrome (Cushing's Syndrome) or use of glucocorticoids, lymphosarcoma, immunosuppressive drugs, and destruction of lymphoid tissue such as lymphangiectasis and lymphadenitis.

RDW-CV **Elevated levels:** It means that the size of red blood cells is not uniform, which can be used as a reference for the diagnosis of anemia.

Veterinary Technician: not specified
 Attending Veterinarian: Dr. Marian Grace Wanagen

Date Reported: 03/05/2026

This report is solely for the received sample and serves as a diagnostic reference for veterinarians.



Hospital Tel: +639171533903
 Hospital Add: McArthur Highway, San Miguel, Calasiao, Pangasinan

