

Pet Doctors Veterinary Supplies and Services

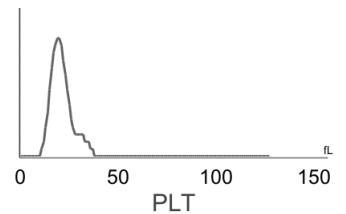
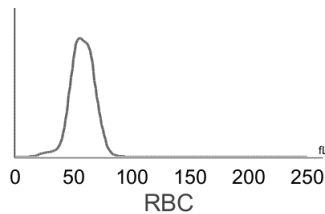
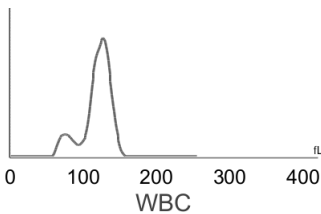

Blood Morphology Analysis Report

Pet Name: Zoey
 Gender: Female
 Sample ID: 260507001

Owner Name: Beviene Limsipson
 Age: 5Y
 Sample Type: Blood

Species: Canine
 Patient or Visit NO.:
 Time Tested: 07/05/2026 09:22:18

Test	Result		Unit	Reference Range	Low	Normal	High
1.WBC							
1-1WBC	17.99	↑	10 ⁹ /L	6.00-17.00			
1-2Neu#	14.01	↑	10 ⁹ /L	3.62-12.30			
1-3Nst#	0.28		10 ⁹ /L	0.00-1.00			
1-4Nsg#	13.73	↑	10 ⁹ /L	2.30-11.50			
1-5Nsh#	0.00		10 ⁹ /L	0.00-3.50			
1-6Lym#	3.04		10 ⁹ /L	0.83-4.91			
1-7Mon#	0.58		10 ⁹ /L	0.14-1.97			
1-8Eos#	0.36		10 ⁹ /L	0.04-1.62			
1-9Bas#	0.00		10 ⁹ /L	0.00-0.12			
1-10Neu%	77.9		%	50.0-81.0			
1-11Nst/WBC%	1.5		%	0.0-10.0			
1-12Nsg%	76.4	↑	%	48.0-70.0			
1-13Nsh/WBC%	0.0		%	0.0-15.5			
1-14Lym%	16.9		%	12.0-33.0			
1-15Mon%	3.2		%	2.0-13.0			
1-16Eos%	2.0		%	0.5-10.0			
1-17Bas%	0.0		%	0.0-1.3			
1-18Nst/Neu%	2.0		%	0.0-22.0			
1-19Nsh/Neu%	0.0		%	0.0-20.0			
2.RBC							
2-1RBC	5.16		10 ¹² /L	5.10-8.50			
2-2HGB	114		g/L	110-190			
2-3HCT	33.7	↓	%	35.0-58.0			
2-4MCV	65.3		fL	55.0-83.0			
2-5MCH	22.1		pg	18.0-31.0			
2-6MCHC	338		g/L	260-430			
2-7RDW-CV	19.9		%	11.2-21.3			
2-8RDW-SD	49.4		fL	31.2-51.7			
2-9RET#	18.09		10 ⁹ /L	3.00-45.00			
2-10RET%	0.35		%	0.00-1.00			
2-11MCVr	49.4		fL	30.0-120.0			
2-12MCVr-CV	43.2		%	20.0-80.0			
2-13NRBC#	0.00		10 ⁹ /L	0.00-0.10			
2-14NRBC/WBC%	0.00		%	0.00-0.50			
2-15ETG#	0.00		10 ¹² /L	0.00-0.10			
2-16ETG%	0.05		%	0.00-3.00			
2-17SPH#	145.16		10 ⁹ /L	0.00-150.00			
2-18SPH%	2.82	↑	%	0.00-2.00			
2-19AGG#	0.00		10 ⁹ /L	0.00-0.50			
3.PLT							
3-1PLT	48	↓	10 ⁹ /L	117-490			
3-2MPV	11.6		fL	8.4-14.1			
3-3PCT	0.056	↓	%	0.090-0.580			
3-4PDW-CV	41.9		%	30.0-80.0			
3-5PDW-SD	8.3		fL	5.0-20.0			
3-6LPLT#	16		10 ⁹ /L	0-285			
3-7P-LCR	32.4		%	9.0-50.0			



Hospital Tel: +639171533903
Hospital Add: McArthur Highway, San Miguel, Calasiao, Pangasinan



Pet Doctors Veterinary Supplies and Services

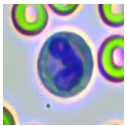
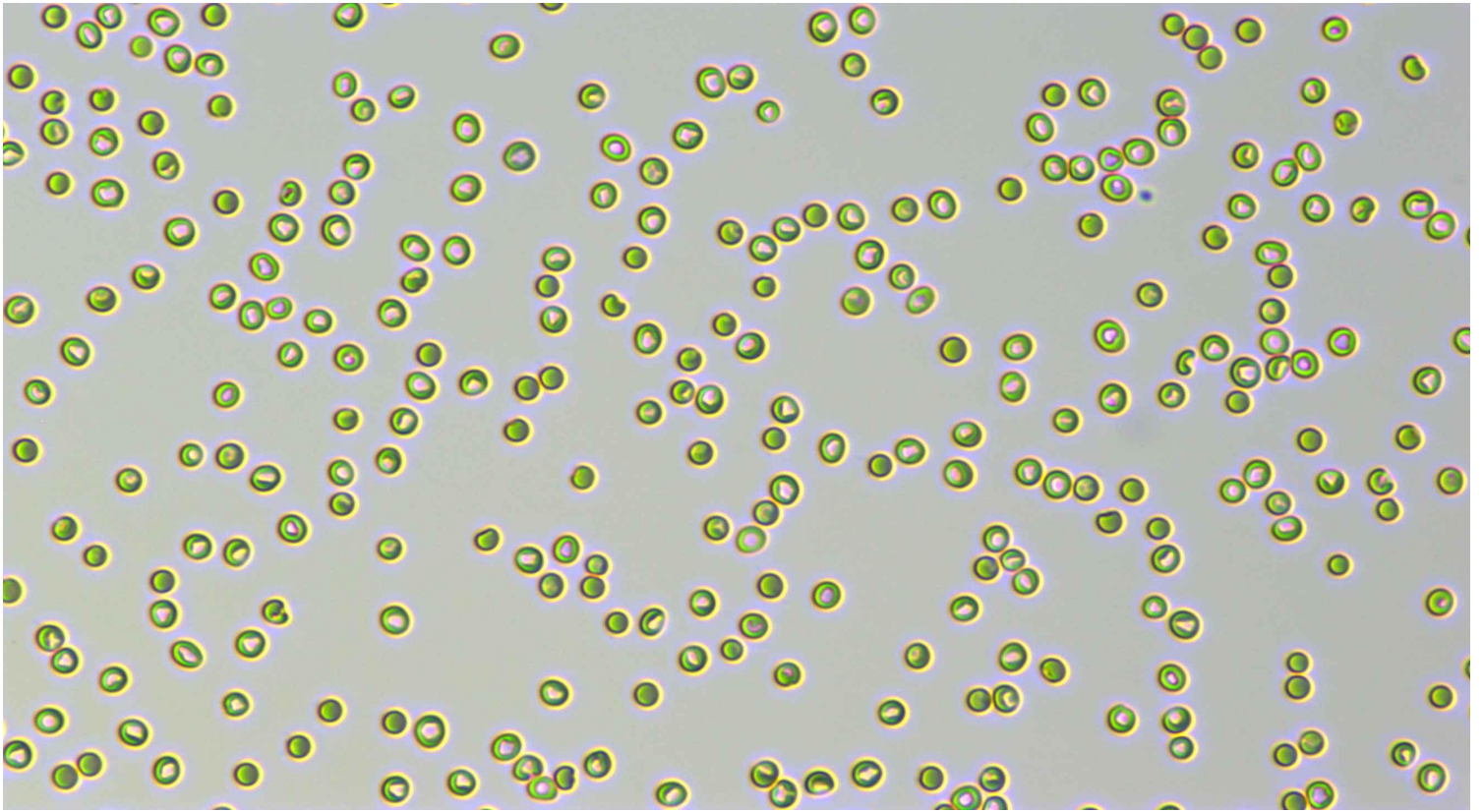
Blood Morphology Analysis Report

Pet Name: Zoey
 Gender: Female
 Sample ID: 260507001

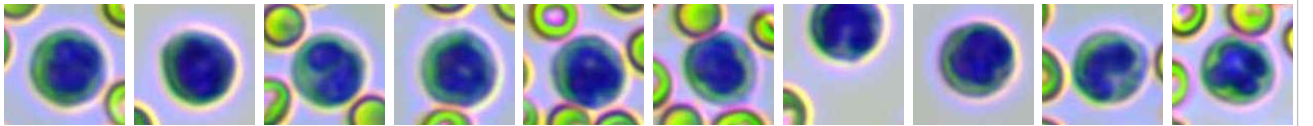
Owner Name: Beviene Limsipson
 Age: 5Y
 Sample Type: Blood

Species: Canine
 Patient or Visit NO.:
 Time Tested: 07/05/2026 09:22:18

Distribution Chart



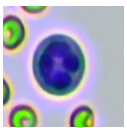
Neutrophil stab granulocytes




Count: 14.0

Concentration: $0.28 \times 10^9/L$

Percentage: 1.5 Nst#/WBC



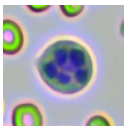
Neutrophil segmented granulocytes



Count: 715.0

Concentration: $13.73 \times 10^9/L$

Percentage: 76.4 Nsg#/WBC

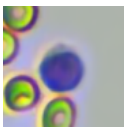


Hypersegmented neutrophils


Count:

Concentration:

Percentage:




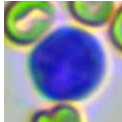
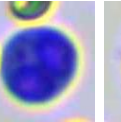
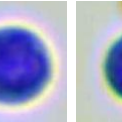

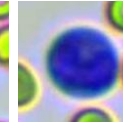
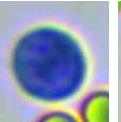




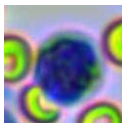
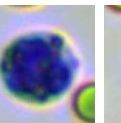
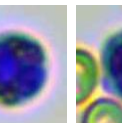
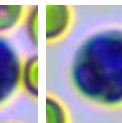
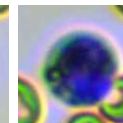
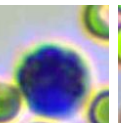
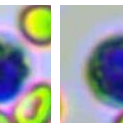








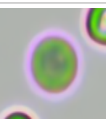
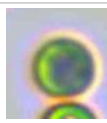


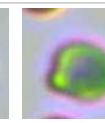





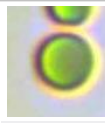














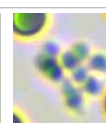
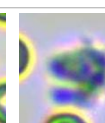


Lymphocytes



Count: 158.0

Concentration: $3.04 \times 10^9/L$

Percentage: 16.9 Lym#/WBC

																							
Monocytes	Count: 30.0	Concentration: $0.58 \times 10^9/L$				Percentage: 3.2 Mon#/WBC																	
																							
Eosinophils	Count: 20.0	Concentration: $0.36 \times 10^9/L$				Percentage: 2.0 Eos#/WBC																	
	Count:				Concentration:				Percentage:														
Basophils																							
																							
Normocyte	Count: 84234.0	Concentration: $5.16 \times 10^{12}/L$		Percentage: 96.9 Normocyte#/RBC		Reticulocytes	Count: 255.0	Concentration: $18.09 \times 10^9/L$		Percentage: 0.35 RET#/RBC													
	Count:				Concentration:				Percentage:														
Nucleated red blood cell																							
	Count:				Concentration:				Percentage:														
Erythrocyte ghost																							
							Count:					Concentration:					Percentage:						
Spherocytes	Count: 2438.0	Concentration: $145.16 \times 10^9/L$		Percentage: 2.82 SPH#/RBC		Agglutinated erythrocytes																	
							Count:					Concentration:					Percentage:						
Normal platelets	Count: 567.0	Concentration: $48 \times 10^9/L$		Percentage: 67.6 NPLT#/PLT		Large platelet																	
						Count: 176.0						Concentration: $0.00 \times 10^9/L$						Percentage:					
Aggregate platelets	Count: 176.0						Concentration: $0.00 \times 10^9/L$						Percentage:										

Clinical Significance

Neu#	Elevated levels: It is suggested that various acute infections, inflammations, stress reactions, some hematological diseases, toxic diseases, etc.
Nsg#	Elevated levels: It is suggested that various acute infections, inflammations, stress reactions, some hematological diseases, toxic diseases, etc.
HCT	Decreased levels: It is common in anemia caused by various reasons. Decreased levels: It is common in sample agglutination, such as physiological agglutination in cats, poor anticoagulation after sampling and long-term storage; Accelerated platelet clearance due to various causes, such as primary immune-mediated thrombocytopenia and secondary immune-mediated thrombocytopenia due to autoimmune diseases, tumors, infectious diseases, canine distemper attenuated vaccination, protozoal infection, dirofilariasis, histoplasmosis, and immune complex vasculitis;It is occasionally seen in abnormal platelet production caused by drugs,
PLT	infections, vaccines, and defective platelet production.
PCT	Decreased levels: Indicating thrombocytopenia.

Veterinary Technician: not specified
 Attending Veterinarian: Dr. Marian Wanagen

Date Reported: 07/05/2026



Hospital Tel: +639171533903
Hospital Add: McArthur Highway, San Miguel, Calasiao, Pangasinan



This report is solely for the received sample and serves as a diagnostic reference for veterinarians.



Hospital Tel: +639171533903

Hospital Add: McArthur Highway, San Miguel, Calasiao, Pangasinan

