

Pet Doctors Veterinary Supplies and Services

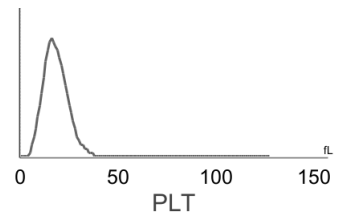
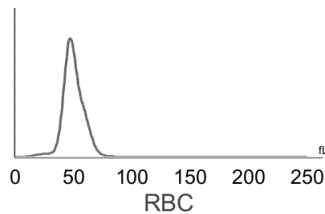
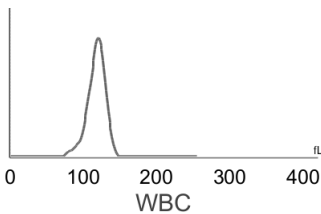
Blood Morphology Analysis Report

Pet Name: Shadow
 Gender: Male
 Sample ID: 260508002

Owner Name: Belen Dy
 Age: 8Y
 Sample Type: Blood

Species: Canine
 Patient or Visit NO.:
 Time Tested: 08/05/2026 14:04:46

Test	Result	Unit	Reference Range	Low	Normal	High
1.WBC						
1-1WBC	12.32	10 ⁹ /L	6.00-17.00			
1-2Neu#	8.26	10 ⁹ /L	3.62-12.30			
1-3Nst#	0.00	10 ⁹ /L	0.00-1.00			
1-4Nsg#	8.26	10 ⁹ /L	2.30-11.50			
1-5Nsh#	0.00	10 ⁹ /L	0.00-3.50			
1-6Lym#	2.24	10 ⁹ /L	0.83-4.91			
1-7Mon#	0.97	10 ⁹ /L	0.14-1.97			
1-8Eos#	0.84	10 ⁹ /L	0.04-1.62			
1-9Bas#	0.01	10 ⁹ /L	0.00-0.12			
1-10Neu%	67.0	%	50.0-81.0			
1-11Nst/WBC%	0.0	%	0.0-10.0			
1-12Nsg%	67.0	%	48.0-70.0			
1-13Nsh/WBC%	0.0	%	0.0-15.5			
1-14Lym%	18.2	%	12.0-33.0			
1-15Mon%	7.9	%	2.0-13.0			
1-16Eos%	6.8	%	0.5-10.0			
1-17Bas%	0.1	%	0.0-1.3			
1-18Nst/Neu%	0.0	%	0.0-22.0			
1-19Nsh/Neu%	0.0	%	0.0-20.0			
2.RBC						
2-1RBC	6.35	10 ¹² /L	5.10-8.50			
2-2HGB	120	g/L	110-190			
2-3HCT	37.8	%	35.0-58.0			
2-4MCV	59.6	fL	55.0-83.0			
2-5MCH	18.9	pg	18.0-31.0			
2-6MCHC	337	g/L	260-430			
2-7RDW-CV	18.5	%	11.2-21.3			
2-8RDW-SD	39.2	fL	31.2-51.7			
2-9RET#	7.11	10 ⁹ /L	3.00-45.00			
2-10RET%	0.11	%	0.00-1.00			
2-11MCVr	45.4	fL	30.0-120.0			
2-12MCVr-CV	40.1	%	20.0-80.0			
2-13NRBC#	0.00	10 ⁹ /L	0.00-0.10			
2-14NRBC/WBC%	0.00	%	0.00-0.50			
2-15ETG#	0.00	10 ¹² /L	0.00-0.10			
2-16ETG%	0.00	%	0.00-3.00			
2-17SPH#	18.51	10 ⁹ /L	0.00-150.00			
2-18SPH%	0.29	%	0.00-2.00			
2-19AGG#	0.00	10 ⁹ /L	0.00-0.50			
3.PLT						
3-1PLT	75	↓ 10 ⁹ /L	117-490			
3-2MPV	10.1	fL	8.4-14.1			
3-3PCT	0.076	↓ %	0.090-0.580			
3-4PDW-CV	66.4	%	30.0-80.0			
3-5PDW-SD	11.7	fL	5.0-20.0			
3-6LPLT#	25	10 ⁹ /L	0-285			
3-7P-LCR	33.2	%	9.0-50.0			



Hospital Tel: +639171533903
Hospital Add: McArthur Highway, San Miguel, Calasiao, Pangasinan



Pet Doctors Veterinary Supplies and Services

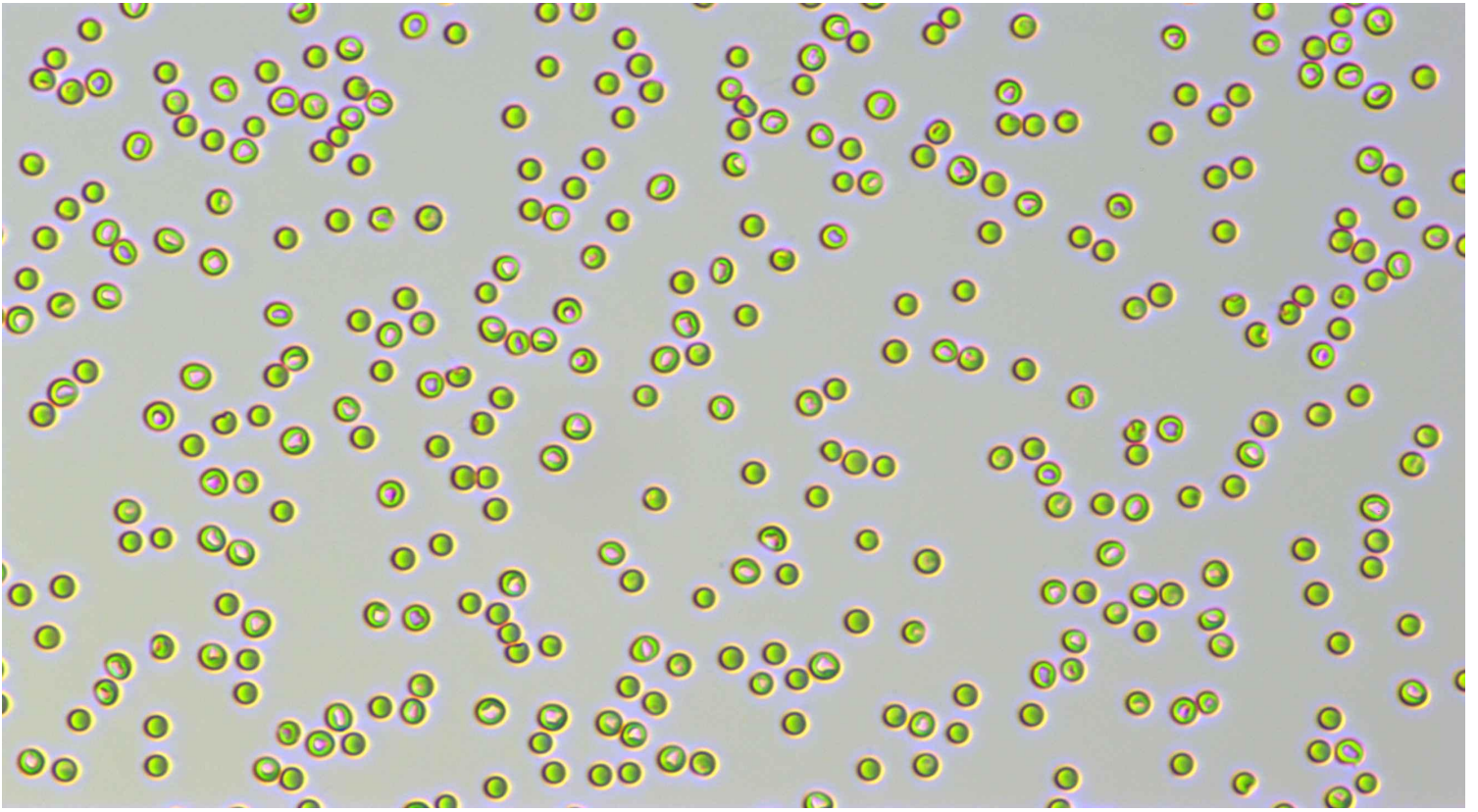
Blood Morphology Analysis Report

Pet Name: Shadow
 Gender: Male
 Sample ID: 260508002

Owner Name: Belen Dy
 Age: 8Y
 Sample Type: Blood

Species: Canine
 Patient or Visit NO.:
 Time Tested: 08/05/2026 14:04:46

Distribution Chart



Neutrophil stab granulocytes

Count:

Concentration:

Percentage:

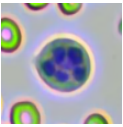


Neutrophil segmented granulocytes

Count: 433.0

Concentration: $8.26 \times 10^9/L$

Percentage: 67.0 Nsg#/WBC



Hypersegmented neutrophils

Count:

Concentration:

Percentage:


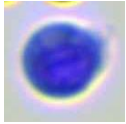
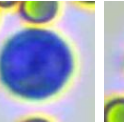
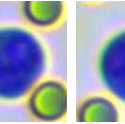
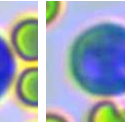
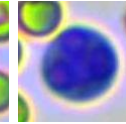
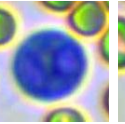
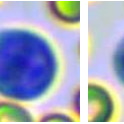


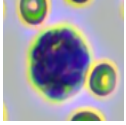
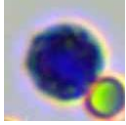
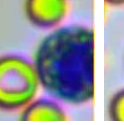
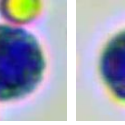
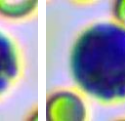
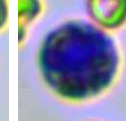
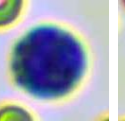
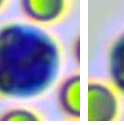
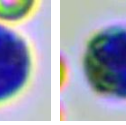

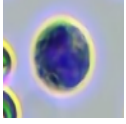






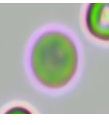
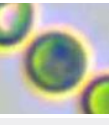


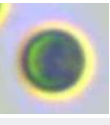
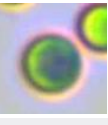



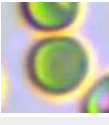





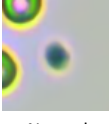







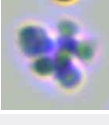
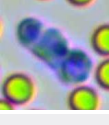

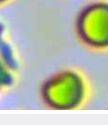




Lymphocytes

Count: 115.0

Concentration: $2.24 \times 10^9/L$

Percentage: 18.2 Lym#/WBC

											
Monocytes	Count: 51.0	Concentration: $0.97 \times 10^9/L$				Percentage: 7.9 Mon#/WBC					
											
Eosinophils	Count: 45.0	Concentration: $0.84 \times 10^9/L$				Percentage: 6.8 Eos#/WBC					
	Count:	Concentration:				Percentage:					
Basophils											
											
Normocyte	Count: 105908.0	Concentration: $6.35 \times 10^{12}/L$		Percentage: 99.7 Normocyte#/RBC		Reticulocytes	Count: 19.0	Concentration: $7.11 \times 10^9/L$		Percentage: 0.11 RET#/RBC	
	Count:	Concentration:		Percentage:			Count:	Concentration:		Percentage:	
Nucleated red blood cell						Erythrocyte ghost					
							Count:	Concentration:		Percentage:	
Spherocytes	Count: 1066.0	Concentration: $18.51 \times 10^9/L$		Percentage: 0.29 SPH#/RBC		Agglutinated erythrocytes					
							Count:	Concentration:		Percentage:	
Normal platelets	Count: 1192.0	Concentration: $75 \times 10^9/L$		Percentage: 66.8 NPLT#/PLT		Large platelet					
							Count: 5.0	Concentration: $0.00 \times 10^9/L$		Percentage:	
Aggregate platelets											

Clinical Significance

PLT

Decreased levels: It is common in sample agglutination, such as physiological agglutination in cats, poor anticoagulation after sampling and long-term storage; Accelerated platelet clearance due to various causes, such as primary immune-mediated thrombocytopenia and secondary immune-mediated thrombocytopenia due to autoimmune diseases, tumors, infectious diseases, canine distemper attenuated vaccination, protozoal infection, dirofilaria, histoplasmosis, and immune complex vasculitis; It is occasionally seen in abnormal platelet production caused by drugs, infections, vaccines, and defective platelet production.

PCT

Decreased levels: Indicating thrombocytopenia.

Veterinary Technician: not specified

Attending Veterinarian: Dr. Ricardo Valdez

Date Reported: 08/05/2026

This report is solely for the received sample and serves as a diagnostic reference for veterinarians.



Hospital Tel: +639171533903

Hospital Add: McArthur Highway, San Miguel, Calasiao, Pangasinan

