

Pet Doctors Veterinary Supplies and Services

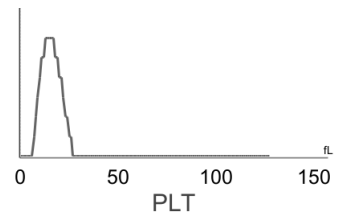
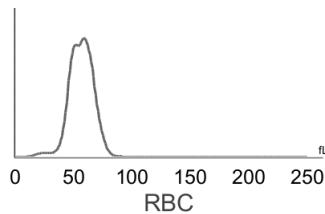
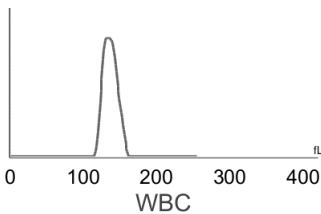
Blood Morphology Analysis Report

Pet Name: Lili
 Gender: Female
 Sample ID: 260508004

Owner Name: Adelina Morante
 Age: 2Y
 Sample Type: Blood

Species: Canine
 Patient or Visit NO.:
 Time Tested: 08/05/2026 18:36:07

Test	Result		Unit	Reference Range	Low	Normal	High
1.WBC							
1-1WBC	5.70	↓	10 ⁹ /L	6.00-17.00			
1-2Neu#	3.23	↓	10 ⁹ /L	3.62-12.30			
1-3Nst#	0.00		10 ⁹ /L	0.00-1.00			
1-4Nsg#	3.23		10 ⁹ /L	2.30-11.50			
1-5Nsh#	0.00		10 ⁹ /L	0.00-3.50			
1-6Lym#	1.41		10 ⁹ /L	0.83-4.91			
1-7Mon#	0.96		10 ⁹ /L	0.14-1.97			
1-8Eos#	0.09		10 ⁹ /L	0.04-1.62			
1-9Bas#	0.01		10 ⁹ /L	0.00-0.12			
1-10Neu%	56.8		%	50.0-81.0			
1-11Nst/WBC%	0.0		%	0.0-10.0			
1-12Nsg%	56.8		%	48.0-70.0			
1-13Nsh/WBC%	0.0		%	0.0-15.5			
1-14Lym%	24.7		%	12.0-33.0			
1-15Mon%	16.8	↑	%	2.0-13.0			
1-16Eos%	1.5		%	0.5-10.0			
1-17Bas%	0.2		%	0.0-1.3			
1-18Nst/Neu%	0.0		%	0.0-22.0			
1-19Nsh/Neu%	0.0		%	0.0-20.0			
2.RBC							
2-1RBC	5.85		10 ¹² /L	5.10-8.50			
2-2HGB	128		g/L	110-190			
2-3HCT	39.2		%	35.0-58.0			
2-4MCV	66.9		fL	55.0-83.0			
2-5MCH	21.9		pg	18.0-31.0			
2-6MCHC	341		g/L	260-430			
2-7RDW-CV	20.4		%	11.2-21.3			
2-8RDW-SD	49.6		fL	31.2-51.7			
2-9RET#	10.90		10 ⁹ /L	3.00-45.00			
2-10RET%	0.19		%	0.00-1.00			
2-11MCVr	41.8		fL	30.0-120.0			
2-12MCVr-CV	47.6		%	20.0-80.0			
2-13NRBC#	0.00		10 ⁹ /L	0.00-0.10			
2-14NRBC/WBC%	0.00		%	0.00-0.50			
2-15ETG#	0.00		10 ¹² /L	0.00-0.10			
2-16ETG%	0.01		%	0.00-3.00			
2-17SPH#	36.43		10 ⁹ /L	0.00-150.00			
2-18SPH%	0.62		%	0.00-2.00			
2-19AGG#	0.00		10 ⁹ /L	0.00-0.50			
3.PLT							
3-1PLT	127		10 ⁹ /L	117-490			
3-2MPV	10.8		fL	8.4-14.1			
3-3PCT	0.137		%	0.090-0.580			
3-4PDW-CV	40.8		%	30.0-80.0			
3-5PDW-SD	10.5		fL	5.0-20.0			
3-6LPLT#	15		10 ⁹ /L	0-285			
3-7P-LCR	11.8		%	9.0-50.0			



Hospital Tel: +639171533903
Hospital Add: McArthur Highway, San Miguel, Calasiao, Pangasinan



Pet Doctors Veterinary Supplies and Services

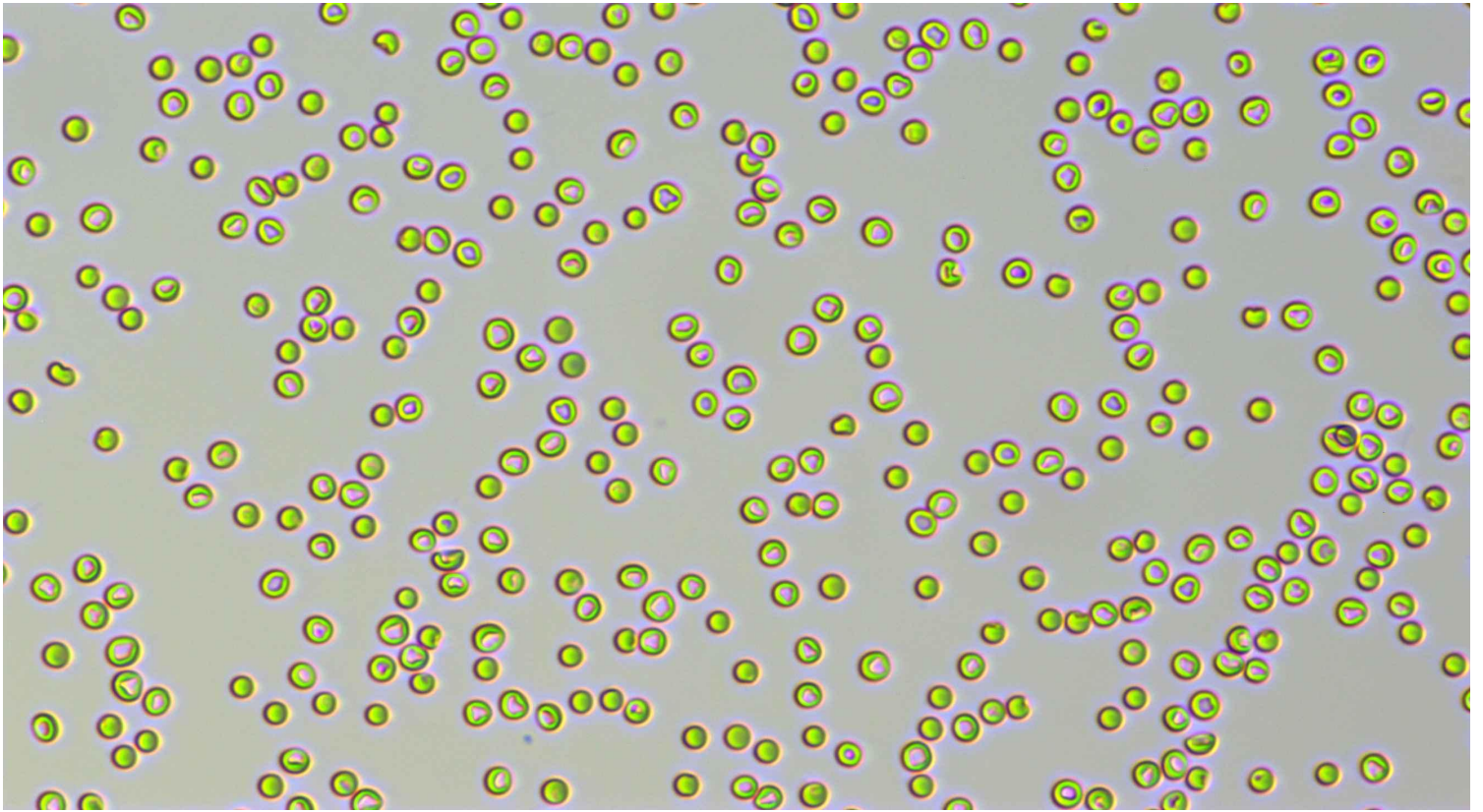
Blood Morphology Analysis Report

Pet Name: Lili
 Gender: Female
 Sample ID: 260508004

Owner Name: Adelina Morante
 Age: 2Y
 Sample Type: Blood

Species: Canine
 Patient or Visit NO.:
 Time Tested: 08/05/2026 18:36:07

Distribution Chart



Neutrophil stab granulocytes

Count:

Concentration:

Percentage:



Neutrophil segmented granulocytes

Count: 175.0

Concentration: $3.23 \times 10^9/L$

Percentage: 56.8 Nsg#/WBC



Hypersegmented neutrophils

Count:

Concentration:

Percentage:


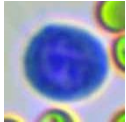

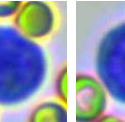
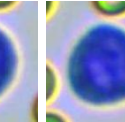
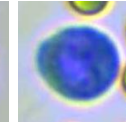
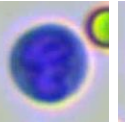
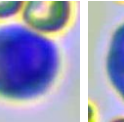


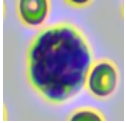
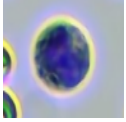






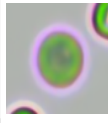



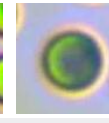

















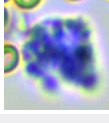
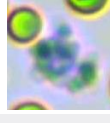
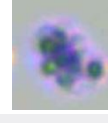



Lymphocytes

Count: 75.0

Concentration: $1.41 \times 10^9/L$

Percentage: 24.7 Lym#/WBC

											
Monocytes	Count: 53.0	Concentration: $0.96 \times 10^9/L$			Percentage: 16.8 Mon#/WBC						
	Eosinophils										
	Count:	Concentration:			Percentage:						
	Basophils										
	Count:	Concentration:			Percentage:						
											
Normocyte	Count: 96626.0	Concentration: $5.85 \times 10^{12}/L$		Percentage: 99.3 Normocyte#/RBC		Reticulocytes	Count: 69.0	Concentration: $10.90 \times 10^9/L$		Percentage: 0.19 RET#/RBC	
	Nucleated red blood cell										
	Count:	Concentration:			Percentage:						
	Erythrocyte ghost										
	Count:	Concentration:			Percentage:						
							Agglutinated erythrocytes				
Spherocytes	Count: 2144.0	Concentration: $36.43 \times 10^9/L$		Percentage: 0.62 SPH#/RBC			Count:	Concentration:		Percentage:	
							Large platelet				
Normal platelets	Count: 386.0	Concentration: $127 \times 10^9/L$		Percentage: 88.2 NPLT#/PLT			Count:	Concentration:		Percentage:	
						Aggregate platelets					
	Count: 26.0	Concentration: $0.00 \times 10^9/L$		Percentage:							

Clinical Significance

Neu# **Decreased levels:** It is commonly seen in infectious diseases such as feline panleukopenia, toxoplasmosis, histoplasmosis, etc.; drug-induced, infections such as acute, late severe bacterial infections or septicemia, immune-mediated diseases, shock, poisoning, bone marrow abnormalities, pre-leukemia syndrome.

Veterinary Technician: not specified
 Attending Veterinarian: Dr. John Paul Landingin

Date Reported: 08/05/2026

This report is solely for the received sample and serves as a diagnostic reference for veterinarians.



Hospital Tel: +639171533903
 Hospital Add: McArthur Highway, San Miguel, Calasiao, Pangasinan

