

# Pet Doctors Veterinary Supplies and Services

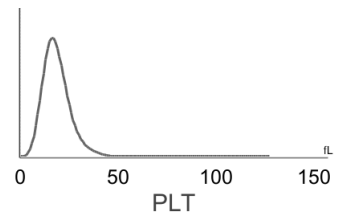
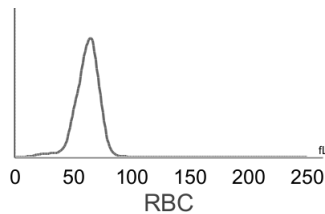
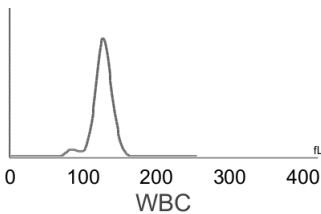

## Blood Morphology Analysis Report

Pet Name: Voycheck  
 Gender: Male  
 Sample ID: 260509008

Owner Name: Paul Sanchez  
 Age: 7Y  
 Sample Type: Blood

Species: Canine  
 Patient or Visit NO.:  
 Time Tested: 09/05/2026 18:19:57

Test	Result		Unit	Reference Range	Low	Normal	High
<b>1.WBC</b>							
1-1WBC	29.58	↑	10 <sup>9</sup> /L	6.00-17.00			
1-2Neu#	25.34	↑	10 <sup>9</sup> /L	3.62-12.30			
1-3Nst#	0.02		10 <sup>9</sup> /L	0.00-1.00			
1-4Nsg#	25.32	↑	10 <sup>9</sup> /L	2.30-11.50			
1-5Nsh#	0.00		10 <sup>9</sup> /L	0.00-3.50			
1-6Lym#	2.19		10 <sup>9</sup> /L	0.83-4.91			
1-7Mon#	1.69		10 <sup>9</sup> /L	0.14-1.97			
1-8Eos#	0.33		10 <sup>9</sup> /L	0.04-1.62			
1-9Bas#	0.03		10 <sup>9</sup> /L	0.00-0.12			
1-10Neu%	85.7	↑	%	50.0-81.0			
1-11Nst/WBC%	0.1		%	0.0-10.0			
1-12Nsg%	85.6	↑	%	48.0-70.0			
1-13Nsh/WBC%	0.0		%	0.0-15.5			
1-14Lym%	7.4	↓	%	12.0-33.0			
1-15Mon%	5.7		%	2.0-13.0			
1-16Eos%	1.1		%	0.5-10.0			
1-17Bas%	0.1		%	0.0-1.3			
1-18Nst/Neu%	0.1		%	0.0-22.0			
1-19Nsh/Neu%	0.0		%	0.0-20.0			
<b>2.RBC</b>							
2-1RBC	5.80		10 <sup>12</sup> /L	5.10-8.50			
2-2HGB	138		g/L	110-190			
2-3HCT	41.6		%	35.0-58.0			
2-4MCV	71.7		fL	55.0-83.0			
2-5MCH	23.8		pg	18.0-31.0			
2-6MCHC	339		g/L	260-430			
2-7RDW-CV	17.3		%	11.2-21.3			
2-8RDW-SD	46.1		fL	31.2-51.7			
2-9RET#	15.09		10 <sup>9</sup> /L	3.00-45.00			
2-10RET%	0.26		%	0.00-1.00			
2-11MCVr	44.0		fL	30.0-120.0			
2-12MCVr-CV	41.7		%	20.0-80.0			
2-13NRBC#	0.00		10 <sup>9</sup> /L	0.00-0.10			
2-14NRBC/WBC%	0.00		%	0.00-0.50			
2-15ETG#	0.00		10 <sup>12</sup> /L	0.00-0.10			
2-16ETG%	0.00		%	0.00-3.00			
2-17SPH#	8.37		10 <sup>9</sup> /L	0.00-150.00			
2-18SPH%	0.14		%	0.00-2.00			
2-19AGG#	0.00		10 <sup>9</sup> /L	0.00-0.50			
<b>3.PLT</b>							
3-1PLT	380		10 <sup>9</sup> /L	117-490			
3-2MPV	10.3		fL	8.4-14.1			
3-3PCT	0.393		%	0.090-0.580			
3-4PDW-CV	68.8		%	30.0-80.0			
3-5PDW-SD	12.2		fL	5.0-20.0			
3-6LPLT#	138		10 <sup>9</sup> /L	0-285			
3-7P-LCR	36.4		%	9.0-50.0			



**Hospital Tel: +639171533903**  
**Hospital Add: McArthur Highway, San Miguel, Calasiao, Pangasinan**



# Pet Doctors Veterinary Supplies and Services

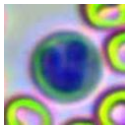
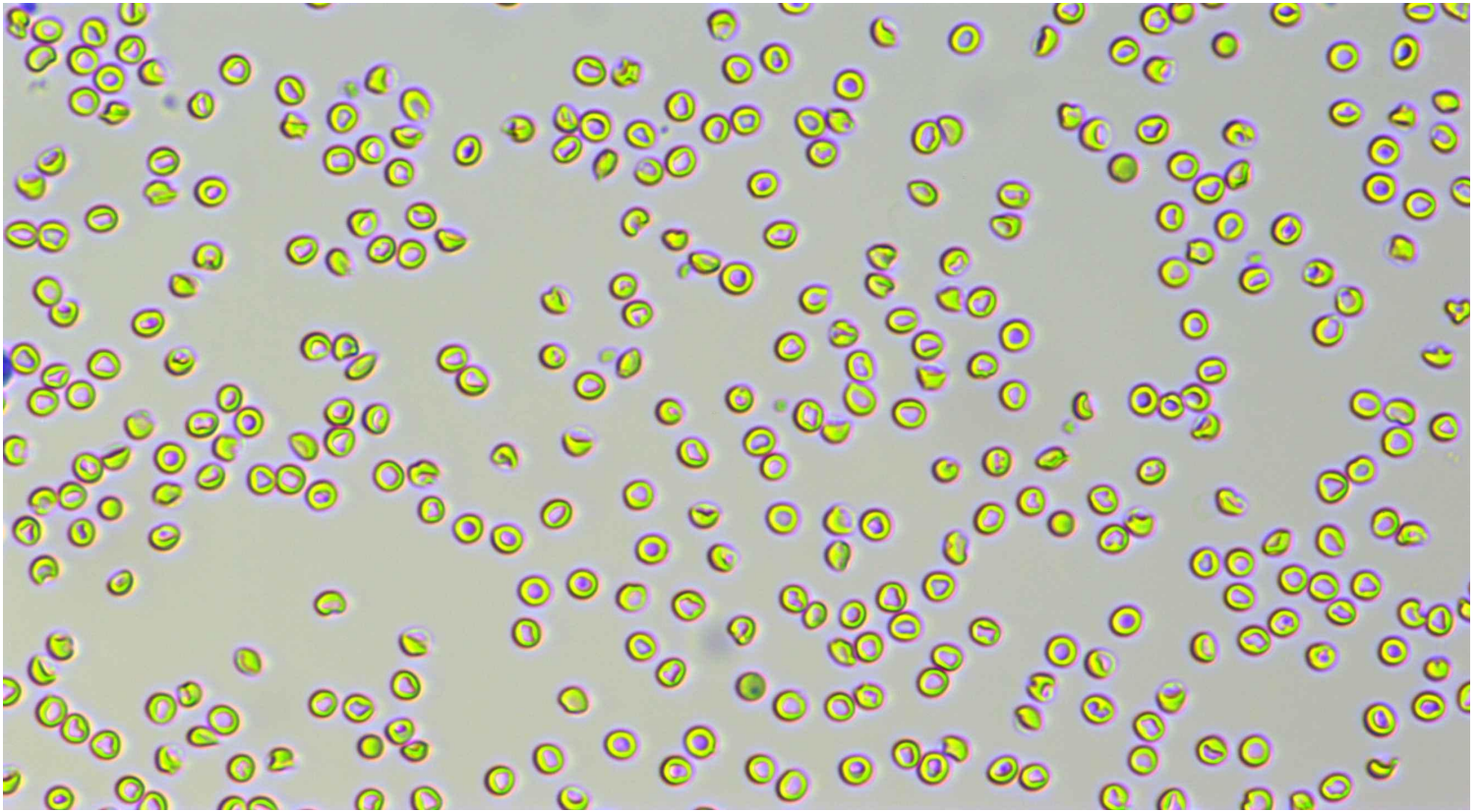
## Blood Morphology Analysis Report

Pet Name: Voycheck  
 Gender: Male  
 Sample ID: 260509008

Owner Name: Paul Sanchez  
 Age: 7Y  
 Sample Type: Blood

Species: Canine  
 Patient or Visit NO.:  
 Time Tested: 09/05/2026 18:19:57

### Distribution Chart

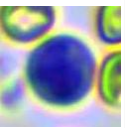
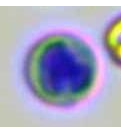
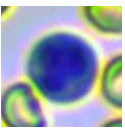

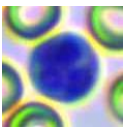
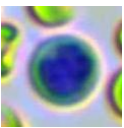
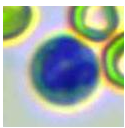
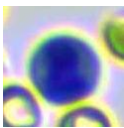
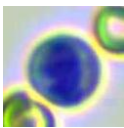
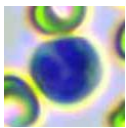


Neutrophil stab granulocytes

Count: 1.0

Concentration:  $0.02 \times 10^9/L$

Percentage: 0.1 Nst#/WBC



Neutrophil segmented granulocytes

Count: 1318.0

Concentration:  $25.32 \times 10^9/L$

Percentage: 85.6 Nsg#/WBC

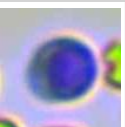
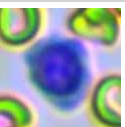
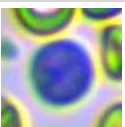
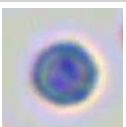

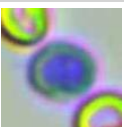
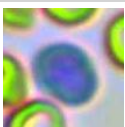
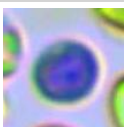
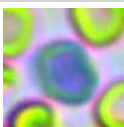




Hypersegmented neutrophils

Count:

Concentration:

Percentage:



Lymphocytes

Count: 112.0

Concentration:  $2.19 \times 10^9/L$


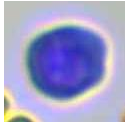
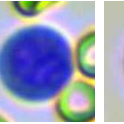
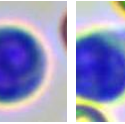

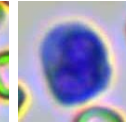
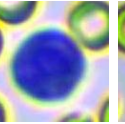
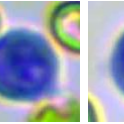


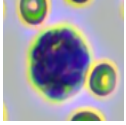
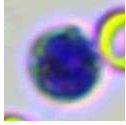
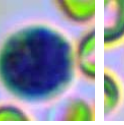
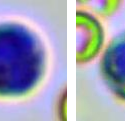
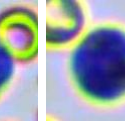
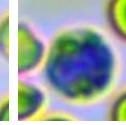
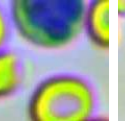



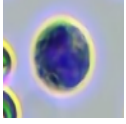






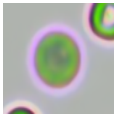
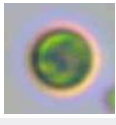
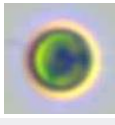
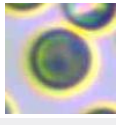

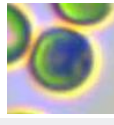




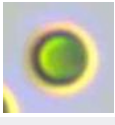


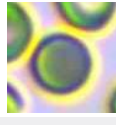









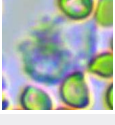
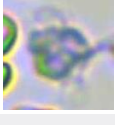
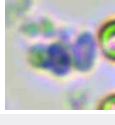


Percentage: 7.4 Lym#/WBC



Hospital Tel: +639171533903

Hospital Add: McArthur Highway, San Miguel, Calasiao, Pangasinan



											
Monocytes	Count: 90.0	Concentration: $1.69 \times 10^9/L$				Percentage: 5.7 Mon#/WBC					
											
Eosinophils	Count: 18.0	Concentration: $0.33 \times 10^9/L$				Percentage: 1.1 Eos#/WBC					
	Count:	Concentration:				Percentage:					
Basophils											
											
Normocyte	Count: 97332.0	Concentration: $5.80 \times 10^{12}/L$		Percentage: 99.7 Normocyte#/RBC		Reticulocytes	Count: 104.0	Concentration: $15.09 \times 10^9/L$		Percentage: 0.26 RET#/RBC	
	Count:	Concentration:		Percentage:			Count:	Concentration:		Percentage:	
Nucleated red blood cell						Erythrocyte ghost					
							Count:	Concentration:		Percentage:	
Spherocytes	Count: 426.0	Concentration: $8.37 \times 10^9/L$		Percentage: 0.14 SPH#/RBC		Agglutinated erythrocytes					
							Count:	Concentration:		Percentage:	
Normal platelets	Count: 5483.0	Concentration: $380 \times 10^9/L$		Percentage: 63.6 NPLT#/PLT		Large platelet					
							Count: 21.0	Concentration: $0.00 \times 10^9/L$		Percentage:	
Aggregate platelets											

### Clinical Significance

Neu# **Elevated levels:** It is suggested that various acute infections, inflammations, stress reactions, some hematological diseases, toxic diseases, etc.  
 Nsg# **Elevated levels:** It is suggested that various acute infections, inflammations, stress reactions, some hematological diseases, toxic diseases, etc.

Veterinary Technician: not specified

Attending Veterinarian: Dr. Marian Grace Wanagen

Date Reported: 10/05/2026

**This report is solely for the received sample and serves as a diagnostic reference for veterinarians.**



Hospital Tel: +639171533903

Hospital Add: McArthur Highway, San Miguel, Calasiao, Pangasinan

