

Pet Doctors Veterinary Supplies and Services

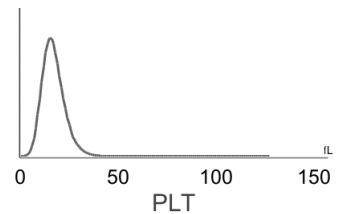
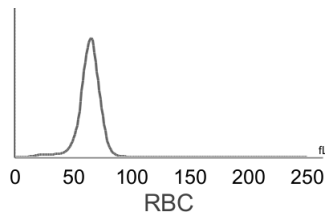
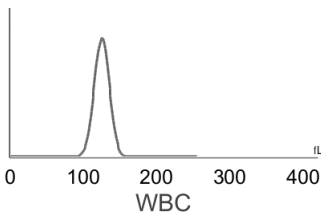

Blood Morphology Analysis Report

Pet Name: Aichi
 Gender: Male
 Sample ID: 260509007

Owner Name: Zandra Chua
 Age: 11Y
 Sample Type: Blood

Species: Canine
 Patient or Visit NO.:
 Time Tested: 09/05/2026 15:07:27

Test	Result		Unit	Reference Range	Low	Normal	High
1.WBC							
1-1WBC	18.57	↑	10 ⁹ /L	6.00-17.00			
1-2Neu#	15.93	↑	10 ⁹ /L	3.62-12.30			
1-3Nst#	0.00		10 ⁹ /L	0.00-1.00			
1-4Nsg#	15.93	↑	10 ⁹ /L	2.30-11.50			
1-5Nsh#	0.00		10 ⁹ /L	0.00-3.50			
1-6Lym#	1.02		10 ⁹ /L	0.83-4.91			
1-7Mon#	1.08		10 ⁹ /L	0.14-1.97			
1-8Eos#	0.52		10 ⁹ /L	0.04-1.62			
1-9Bas#	0.02		10 ⁹ /L	0.00-0.12			
1-10Neu%	85.8	↑	%	50.0-81.0			
1-11Nst/WBC%	0.0		%	0.0-10.0			
1-12Nsg%	85.8	↑	%	48.0-70.0			
1-13Nsh/WBC%	0.0		%	0.0-15.5			
1-14Lym%	5.5	↓	%	12.0-33.0			
1-15Mon%	5.8		%	2.0-13.0			
1-16Eos%	2.8		%	0.5-10.0			
1-17Bas%	0.1		%	0.0-1.3			
1-18Nst/Neu%	0.0		%	0.0-22.0			
1-19Nsh/Neu%	0.0		%	0.0-20.0			
2.RBC							
2-1RBC	5.01	↓	10 ¹² /L	5.10-8.50			
2-2HGB	123		g/L	110-190			
2-3HCT	38.3		%	35.0-58.0			
2-4MCV	76.3		fL	55.0-83.0			
2-5MCH	24.5		pg	18.0-31.0			
2-6MCHC	338		g/L	260-430			
2-7RDW-CV	13.4		%	11.2-21.3			
2-8RDW-SD	36.8		fL	31.2-51.7			
2-9RET#	8.62		10 ⁹ /L	3.00-45.00			
2-10RET%	0.17		%	0.00-1.00			
2-11MCVr	48.8		fL	30.0-120.0			
2-12MCVr-CV	41.2		%	20.0-80.0			
2-13NRBC#	0.00		10 ⁹ /L	0.00-0.10			
2-14NRBC/WBC%	0.00		%	0.00-0.50			
2-15ETG#	0.00		10 ¹² /L	0.00-0.10			
2-16ETG%	0.01		%	0.00-3.00			
2-17SPH#	4.59		10 ⁹ /L	0.00-150.00			
2-18SPH%	0.09		%	0.00-2.00			
2-19AGG#	0.00		10 ⁹ /L	0.00-0.50			
3.PLT							
3-1PLT	523	↑	10 ⁹ /L	117-490			
3-2MPV	9.5		fL	8.4-14.1			
3-3PCT	0.499		%	0.090-0.580			
3-4PDW-CV	63.7		%	30.0-80.0			
3-5PDW-SD	10.5		fL	5.0-20.0			
3-6LPLT#	119		10 ⁹ /L	0-285			
3-7P-LCR	22.8		%	9.0-50.0			



Hospital Tel: +639171533903
Hospital Add: McArthur Highway, San Miguel, Calasiao, Pangasinan



Pet Doctors Veterinary Supplies and Services

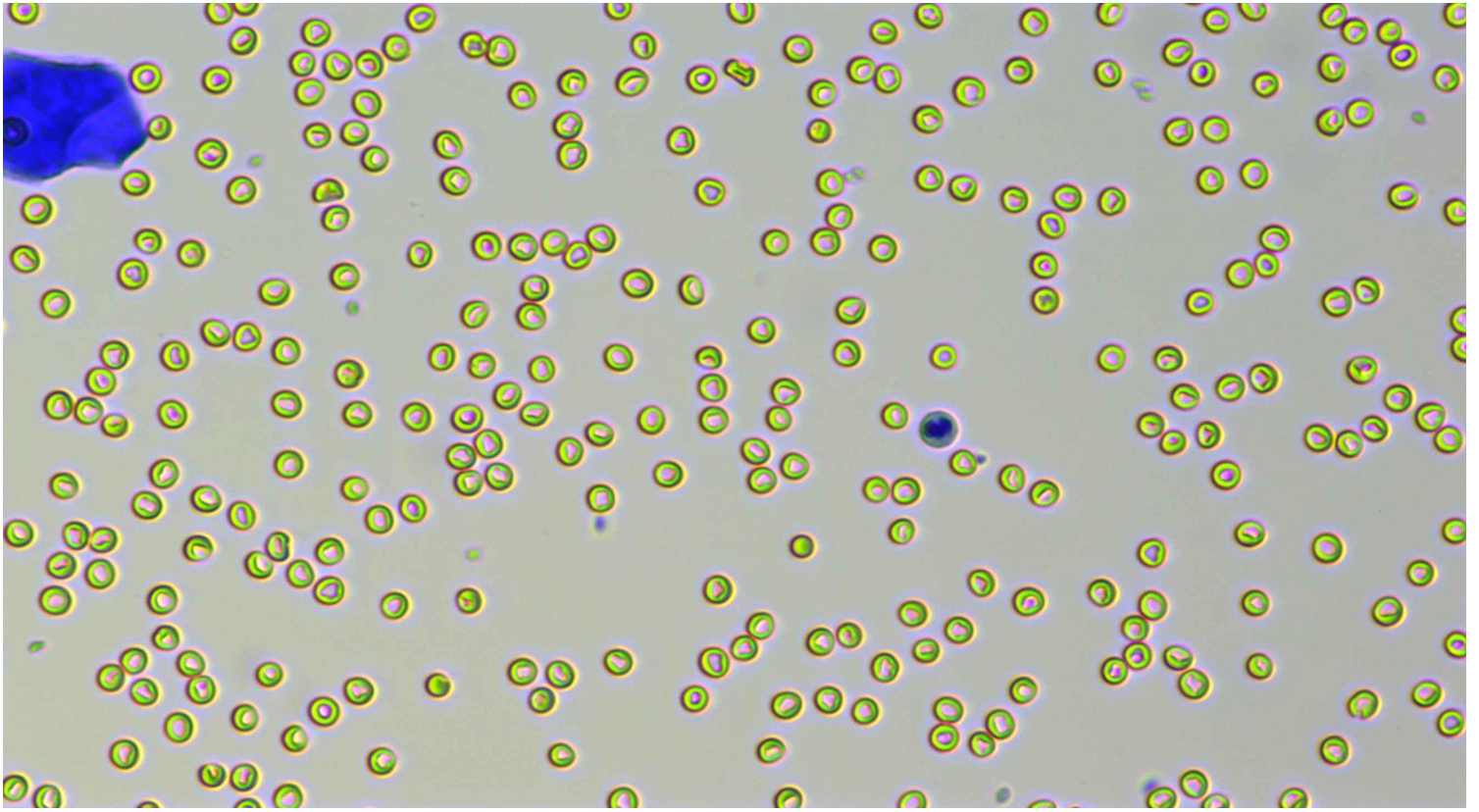
Blood Morphology Analysis Report

Pet Name: Aichi
 Gender: Male
 Sample ID: 260509007

Owner Name: Zandra Chua
 Age: 11Y
 Sample Type: Blood

Species: Canine
 Patient or Visit NO.:
 Time Tested: 09/05/2026 15:07:27

Distribution Chart



Neutrophil stab granulocytes

Count:

Concentration:

Percentage:



Neutrophil segmented granulocytes

Count: 826.0

Concentration: $15.93 \times 10^9/L$

Percentage: 85.8 Nsg#/WBC



Hypersegmented neutrophils

Count:

Concentration:

Percentage:


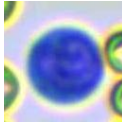
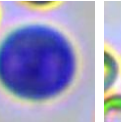
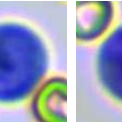
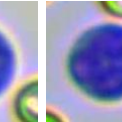
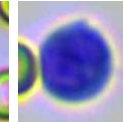
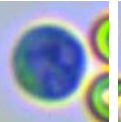
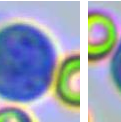



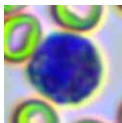
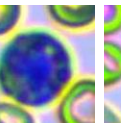
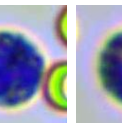
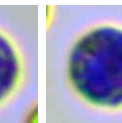
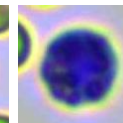
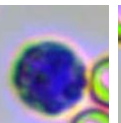
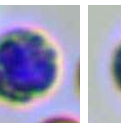
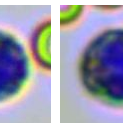








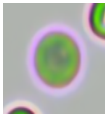
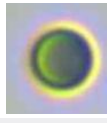
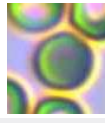


















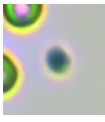

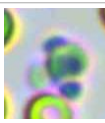
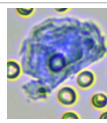
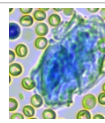

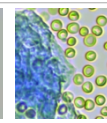


Lymphocytes

Count: 53.0

Concentration: $1.02 \times 10^9/L$

Percentage: 5.5 Lym#/WBC

												
Monocytes	Count: 57.0	Concentration: $1.08 \times 10^9/L$				Percentage: 5.8 Mon#/WBC						
												
Eosinophils	Count: 28.0	Concentration: $0.52 \times 10^9/L$				Percentage: 2.8 Eos#/WBC						
	Count:	Concentration:				Percentage:						
Basophils												
												
Normocyte	Count: 84436.0	Concentration: $5.01 \times 10^{12}/L$			Percentage: 99.9 Normocyte#/RBC	Reticulocytes	Count: 16.0	Concentration: $8.62 \times 10^9/L$		Percentage: 0.17 RET#/RBC		
	Count:	Concentration:			Percentage:			Count:	Concentration:		Percentage:	
Nucleated red blood cell							Erythrocyte ghost					
							Count:	Concentration:		Percentage:		
Spherocytes	Count: 261.0	Concentration: $4.59 \times 10^9/L$			Percentage: 0.09 SPH#/RBC	Agglutinated erythrocytes						
							Count:	Concentration:		Percentage:		
Normal platelets	Count: 8495.0	Concentration: $523 \times 10^9/L$			Percentage: 77.2 NPLT#/PLT	Large platelet						
						Count:	Concentration:		Percentage:			
Aggregate platelets	Count: 19.0	Concentration: $0.00 \times 10^9/L$			Percentage:							

Clinical Significance

Neu#	Elevated levels: It is suggested that various acute infections, inflammations, stress reactions, some hematological diseases, toxic diseases, etc.
Nsg#	Elevated levels: It is suggested that various acute infections, inflammations, stress reactions, some hematological diseases, toxic diseases, etc.
RBC	Decreased levels: Common of all kinds is urgent, chronic and haemorrhagic anaemia, if ulcer, tumor, operation; and the haemolytic anaemia that helminth infection, autoimmunity haemolysis causes; the nutrition sex anaemia that hidebound causes; the aplastic anaemia that toxic, immune disease, endocrine is maladjusted cause. Elevated levels: Most of them are physiological or secondary, rarely seen in primary. The former is commonly seen in tumors, gastrointestinal diseases such as pancreatitis, hepatitis, inflammatory bowel disease (IBD), colitis, immune-mediated diseases, blood loss/bleeding from various causes, fractures, use of glucocorticoids or antineoplastic drugs, dogs after splenectomy, exercise or injection of epinephrine, etc.; the latter is rarely seen in myeloproliferative diseases.
PLT	

Veterinary Technician: not specified
Attending Veterinarian: Dr. Marian Grace Wanagen

Date Reported: 10/05/2026



Hospital Tel: +639171533903
Hospital Add: McArthur Highway, San Miguel, Calasiao, Pangasinan



This report is solely for the received sample and serves as a diagnostic reference for veterinarians.



Hospital Tel: +639171533903

Hospital Add: McArthur Highway, San Miguel, Calasiao, Pangasinan

