

Pet Doctors Veterinary Supplies and Services

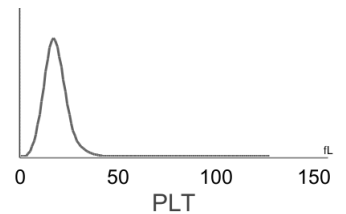
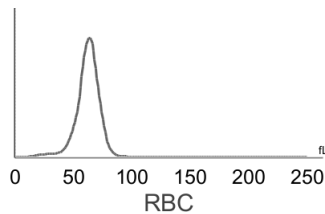
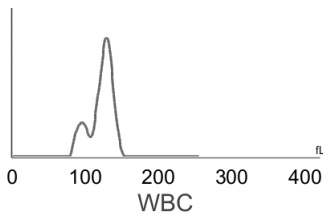
Blood Morphology Analysis Report

Pet Name: Ground
 Gender: Male
 Sample ID: 260515003

Owner Name: Mae Ann Alamillo
 Age: 3Y
 Sample Type: Blood

Species: Canine
 Patient or Visit NO.:
 Time Tested: 15/05/2026 10:46:34

Test	Result	Unit	Reference Range	Low	Normal	High
1.WBC						
1-1WBC	7.18	10 ⁹ /L	6.00-17.00			
1-2Neu#	4.01	10 ⁹ /L	3.62-12.30			
1-3Nst#	0.00	10 ⁹ /L	0.00-1.00			
1-4Nsg#	4.01	10 ⁹ /L	2.30-11.50			
1-5Nsh#	0.00	10 ⁹ /L	0.00-3.50			
1-6Lym#	2.08	10 ⁹ /L	0.83-4.91			
1-7Mon#	0.52	10 ⁹ /L	0.14-1.97			
1-8Eos#	0.55	10 ⁹ /L	0.04-1.62			
1-9Bas#	0.02	10 ⁹ /L	0.00-0.12			
1-10Neu%	55.8	%	50.0-81.0			
1-11Nst/WBC%	0.0	%	0.0-10.0			
1-12Nsg%	55.8	%	48.0-70.0			
1-13Nsh/WBC%	0.0	%	0.0-15.5			
1-14Lym%	29.0	%	12.0-33.0			
1-15Mon%	7.2	%	2.0-13.0			
1-16Eos%	7.7	%	0.5-10.0			
1-17Bas%	0.3	%	0.0-1.3			
1-18Nst/Neu%	0.0	%	0.0-22.0			
1-19Nsh/Neu%	0.0	%	0.0-20.0			
2.RBC						
2-1RBC	5.09	↓ 10 ¹² /L	5.10-8.50			
2-2HGB	123	g/L	110-190			
2-3HCT	36.3	%	35.0-58.0			
2-4MCV	71.4	fL	55.0-83.0			
2-5MCH	24.1	pg	18.0-31.0			
2-6MCHC	339	g/L	260-430			
2-7RDW-CV	15.0	%	11.2-21.3			
2-8RDW-SD	40.6	fL	31.2-51.7			
2-9RET#	9.37	10 ⁹ /L	3.00-45.00			
2-10RET%	0.18	%	0.00-1.00			
2-11MCVr	43.5	fL	30.0-120.0			
2-12MCVr-CV	42.6	%	20.0-80.0			
2-13NRBC#	0.00	10 ⁹ /L	0.00-0.10			
2-14NRBC/WBC%	0.00	%	0.00-0.50			
2-15ETG#	0.00	10 ¹² /L	0.00-0.10			
2-16ETG%	0.05	%	0.00-3.00			
2-17SPH#	19.28	10 ⁹ /L	0.00-150.00			
2-18SPH%	0.38	%	0.00-2.00			
2-19AGG#	0.00	10 ⁹ /L	0.00-0.50			
3.PLT						
3-1PLT	307	10 ⁹ /L	117-490			
3-2MPV	10.1	fL	8.4-14.1			
3-3PCT	0.311	%	0.090-0.580			
3-4PDW-CV	59.7	%	30.0-80.0			
3-5PDW-SD	10.5	fL	5.0-20.0			
3-6LPLT#	93	10 ⁹ /L	0-285			
3-7P-LCR	30.2	%	9.0-50.0			



Hospital Tel: +639171533903
Hospital Add: McArthur Highway, San Miguel, Calasiao, Pangasinan



Pet Doctors Veterinary Supplies and Services

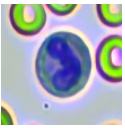
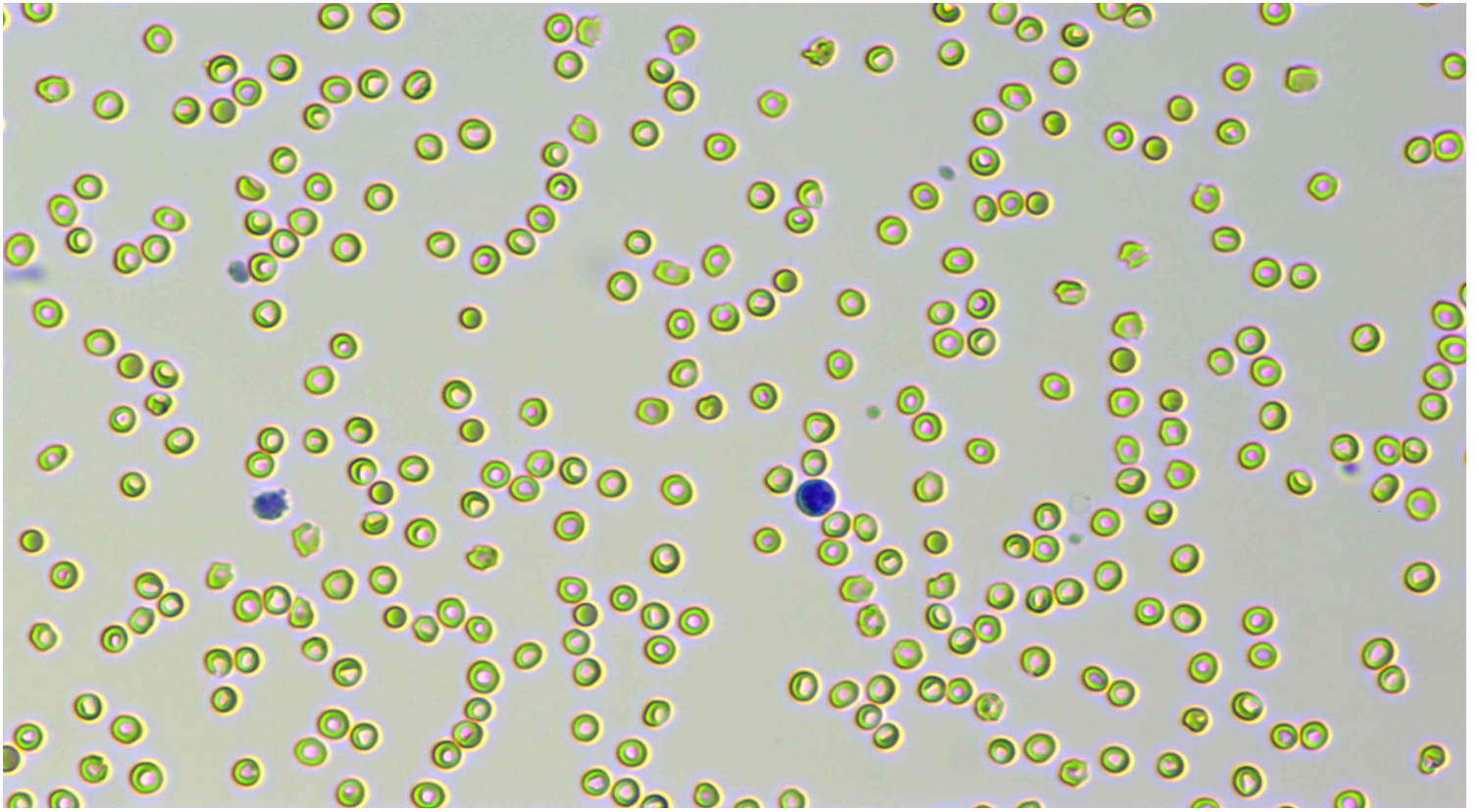
Blood Morphology Analysis Report

Pet Name: Ground
 Gender: Male
 Sample ID: 260515003

Owner Name: Mae Ann Alamillo
 Age: 3Y
 Sample Type: Blood

Species: Canine
 Patient or Visit NO.:
 Time Tested: 15/05/2026 10:46:34

Distribution Chart

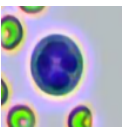


Neutrophil stab granulocytes

Count:

Concentration:

Percentage:

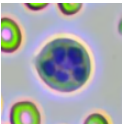


Neutrophil segmented granulocytes

Count: 211.0

Concentration: $4.01 \times 10^9/L$

Percentage: 55.8 Nsg#/WBC




Hypersegmented neutrophils

Count:

Concentration:

Percentage:



Lymphocytes

Count: 110.0


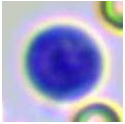
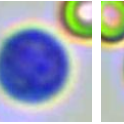
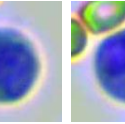

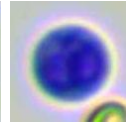
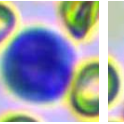
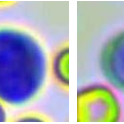
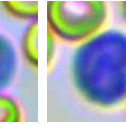

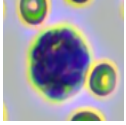
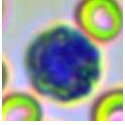
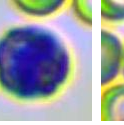
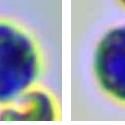
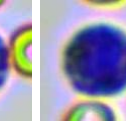
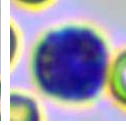
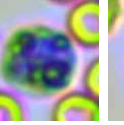
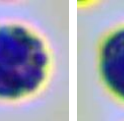
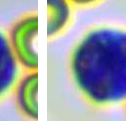

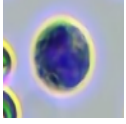





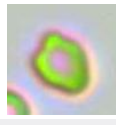
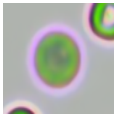
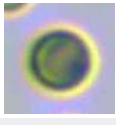



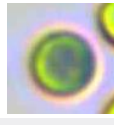



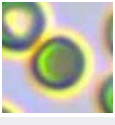
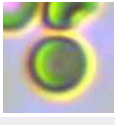












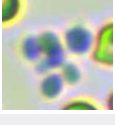

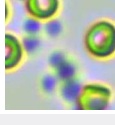


Concentration: $2.08 \times 10^9/L$

Percentage: 29.0 Lym#/WBC



Hospital Tel: +639171533903
Hospital Add: McArthur Highway, San Miguel, Calasiao, Pangasinan



											
Monocytes	Count: 28.0	Concentration: $0.52 \times 10^9/L$				Percentage: 7.2 Mon#/WBC					
											
Eosinophils	Count: 29.0	Concentration: $0.55 \times 10^9/L$				Percentage: 7.7 Eos#/WBC					
	Count:	Concentration:				Percentage:					
Basophils											
											
Normocyte	Count: 84804.0	Concentration: $5.09 \times 10^{12}/L$		Percentage: 99.6 Normocyte#/RBC		Reticulocytes	Count: 6.0	Concentration: $9.37 \times 10^9/L$		Percentage: 0.18 RET#/RBC	
	Count:	Concentration:		Percentage:			Count:	Concentration:		Percentage:	
Nucleated red blood cell						Erythrocyte ghost					
							Count:	Concentration:		Percentage:	
Spherocytes	Count: 1070.0	Concentration: $19.28 \times 10^9/L$		Percentage: 0.38 SPH#/RBC		Agglutinated erythrocytes					
							Count:	Concentration:		Percentage:	
Normal platelets	Count: 5093.0	Concentration: $307 \times 10^9/L$		Percentage: 69.8 NPLT#/PLT		Large platelet					
							Count: 23.0	Concentration: $0.00 \times 10^9/L$		Percentage:	
Aggregate platelets											

Clinical Significance

RBC **Decreased levels:** Common of all kinds is urgent, chronic and haemorrhagic anaemia, if ulcer, tumor, operation; and the haemolytic anaemia that helminth infection, autoimmunity haemolysis causes; the nutrition sex anaemia that hidebound causes; the aplastic anaemia that toxic, immune disease, endocrine is maladjusted cause.

Veterinary Technician: not specified
 Attending Veterinarian: Dr. Marian Wanagen

Date Reported: 15/05/2026

This report is solely for the received sample and serves as a diagnostic reference for veterinarians.