

Pet Doctors Veterinary Supplies and Services

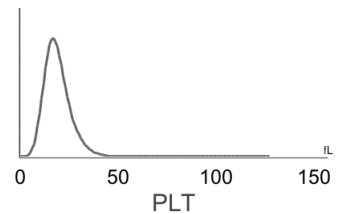
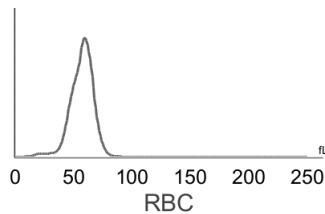
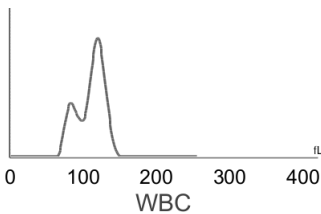
Blood Morphology Analysis Report

Pet Name: Mikha
 Gender: Female
 Sample ID: 260516002

Owner Name:
 Age: 1Y
 Sample Type: Blood

Species: Canine
 Patient or Visit NO.:
 Time Tested: 16/05/2026 11:06:12

Test	Result	Unit	Reference Range	Low	Normal	High
1.WBC						
1-1WBC	19.00	↑ 10 ⁹ /L	6.00-17.00			
1-2Neu#	10.37	10 ⁹ /L	3.62-12.30			
1-3Nst#	0.00	10 ⁹ /L	0.00-1.00			
1-4Nsg#	10.37	10 ⁹ /L	2.30-11.50			
1-5Nsh#	0.00	10 ⁹ /L	0.00-3.50			
1-6Lym#	6.40	↑ 10 ⁹ /L	0.83-4.91			
1-7Mon#	1.73	10 ⁹ /L	0.14-1.97			
1-8Eos#	0.44	10 ⁹ /L	0.04-1.62			
1-9Bas#	0.06	10 ⁹ /L	0.00-0.12			
1-10Neu%	54.6	%	50.0-81.0			
1-11Nst/WBC%	0.0	%	0.0-10.0			
1-12Nsg%	54.6	%	48.0-70.0			
1-13Nsh/WBC%	0.0	%	0.0-15.5			
1-14Lym%	33.7	↑ %	12.0-33.0			
1-15Mon%	9.1	%	2.0-13.0			
1-16Eos%	2.3	%	0.5-10.0			
1-17Bas%	0.3	%	0.0-1.3			
1-18Nst/Neu%	0.0	%	0.0-22.0			
1-19Nsh/Neu%	0.0	%	0.0-20.0			
2.RBC						
2-1RBC	7.45	10 ¹² /L	5.10-8.50			
2-2HGB	164	g/L	110-190			
2-3HCT	49.8	%	35.0-58.0			
2-4MCV	66.8	fL	55.0-83.0			
2-5MCH	22.0	pg	18.0-31.0			
2-6MCHC	338	g/L	260-430			
2-7RDW-CV	18.1	%	11.2-21.3			
2-8RDW-SD	44.7	fL	31.2-51.7			
2-9RET#	5.39	10 ⁹ /L	3.00-45.00			
2-10RET%	0.07	%	0.00-1.00			
2-11MCVr	44.9	fL	30.0-120.0			
2-12MCVr-CV	45.7	%	20.0-80.0			
2-13NRBC#	0.00	10 ⁹ /L	0.00-0.10			
2-14NRBC/WBC%	0.00	%	0.00-0.50			
2-15ETG#	0.00	10 ¹² /L	0.00-0.10			
2-16ETG%	0.01	%	0.00-3.00			
2-17SPH#	23.12	10 ⁹ /L	0.00-150.00			
2-18SPH%	0.31	%	0.00-2.00			
2-19AGG#	0.00	10 ⁹ /L	0.00-0.50			
3.PLT						
3-1PLT	393	10 ⁹ /L	117-490			
3-2MPV	10.5	fL	8.4-14.1			
3-3PCT	0.413	%	0.090-0.580			
3-4PDW-CV	64.2	%	30.0-80.0			
3-5PDW-SD	11.7	fL	5.0-20.0			
3-6LPLT#	148	10 ⁹ /L	0-285			
3-7P-LCR	37.6	%	9.0-50.0			



Hospital Tel: +639171533903
Hospital Add: McArthur Highway, San Miguel, Calasiao, Pangasinan



Pet Doctors Veterinary Supplies and Services

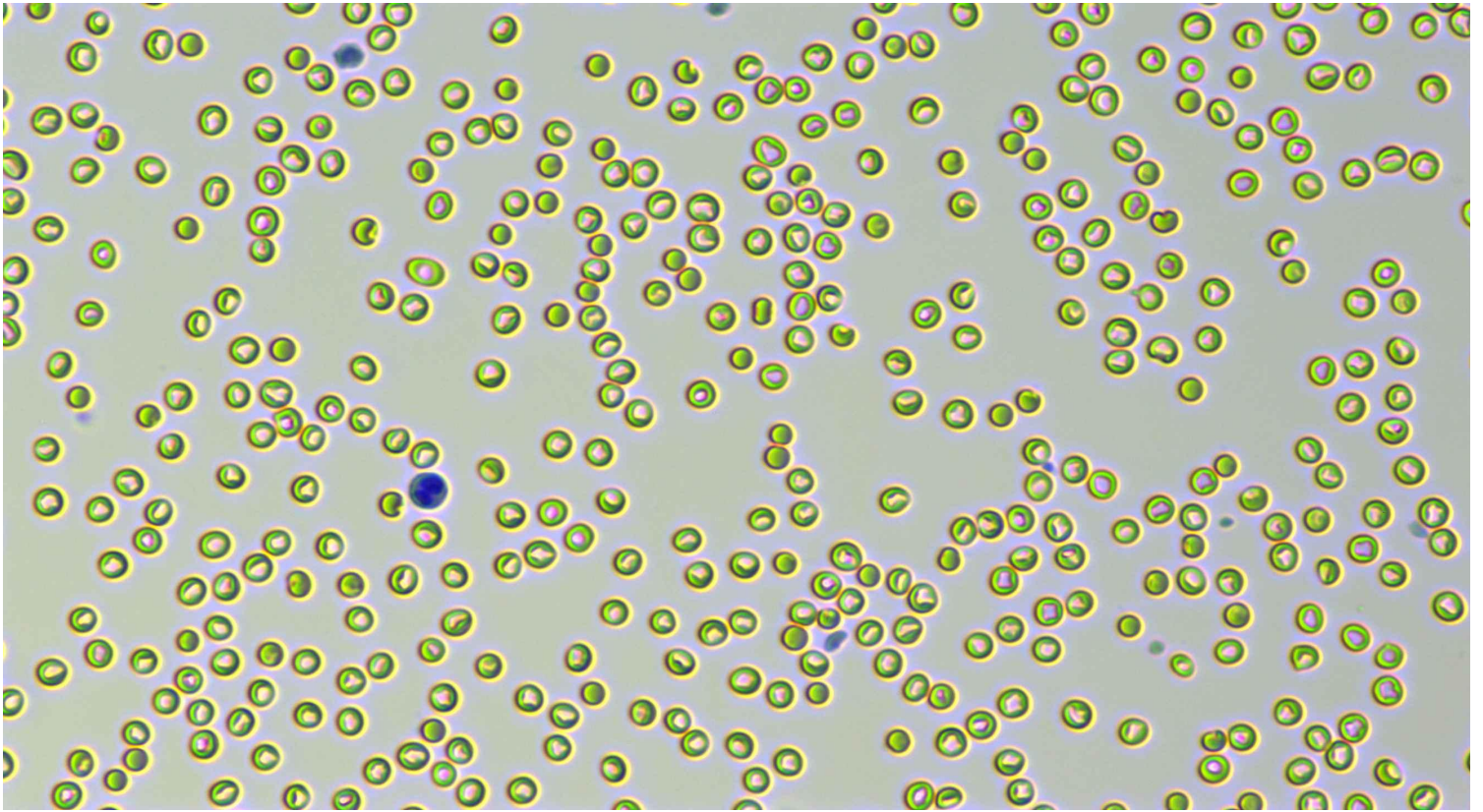
Blood Morphology Analysis Report

Pet Name: Mikha
 Gender: Female
 Sample ID: 260516002

Owner Name:
 Age: 1Y
 Sample Type: Blood

Species: Canine
 Patient or Visit NO.:
 Time Tested: 16/05/2026 11:06:12

Distribution Chart



Neutrophil stab granulocytes

Count:

Concentration:

Percentage:

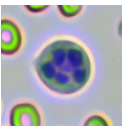


Neutrophil segmented granulocytes

Count: 535.0

Concentration: $10.37 \times 10^9/L$

Percentage: 54.6 Nsg#/WBC




Hypersegmented neutrophils

Count:

Concentration:

Percentage:

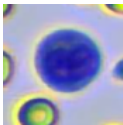
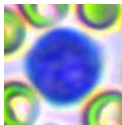
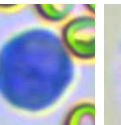
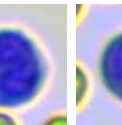
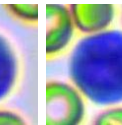
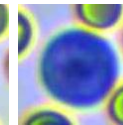
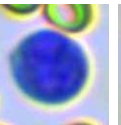

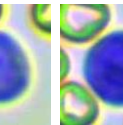

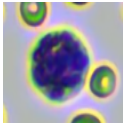
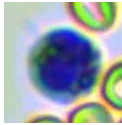

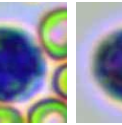
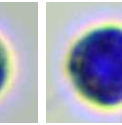
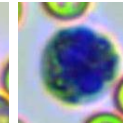
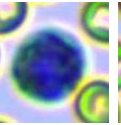
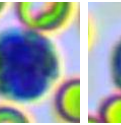
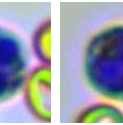

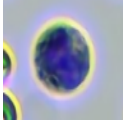






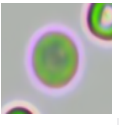


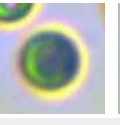
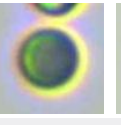










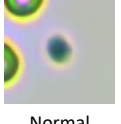








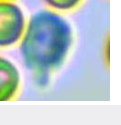


Lymphocytes

Count: 333.0

Concentration: $6.40 \times 10^9/L$

Percentage: 33.7 Lym#/WBC

												
Monocytes	Count: 95.0	Concentration: $1.73 \times 10^9/L$				Percentage: 9.1 Mon#/WBC						
												
Eosinophils	Count: 23.0	Concentration: $0.44 \times 10^9/L$				Percentage: 2.3 Eos#/WBC						
	Count:	Concentration:				Percentage:						
Basophils												
												
Normocyte	Count: 124465.0	Concentration: $7.45 \times 10^{12}/L$			Percentage: 99.7 Normocyte#/RBC	Reticulocytes	Count: 28.0	Concentration: $5.39 \times 10^9/L$		Percentage: 0.07 RET#/RBC		
	Count:	Concentration:			Percentage:			Count:	Concentration:		Percentage:	
Nucleated red blood cell							Erythrocyte ghost					
							Count:	Concentration:		Percentage:		
Spherocytes	Count: 1288.0	Concentration: $23.12 \times 10^9/L$			Percentage: 0.31 SPH#/RBC	Agglutinated erythrocytes						
							Count:	Concentration:		Percentage:		
Normal platelets	Count: 5809.0	Concentration: $393 \times 10^9/L$			Percentage: 62.4 NPLT#/PLT	Large platelet						
			Count: 2.0		Concentration: $0.00 \times 10^9/L$		Percentage:					
Aggregate platelets												

Clinical Significance

Lym# **Elevated levels:** It is suggested that infectious diseases, convalescence of acute infectious diseases, lymphocytic leukemia and lymphosarcoma are also seen in excited cats.

Veterinary Technician: not specified
 Attending Veterinarian: Dr. Marian Grace Wanagen

Date Reported: 16/05/2026

This report is solely for the received sample and serves as a diagnostic reference for veterinarians.