

Pet Doctors Veterinary Supplies and Services

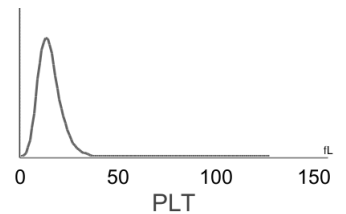
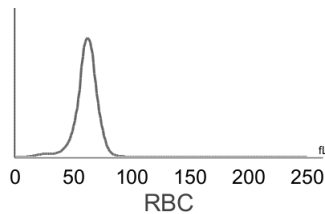
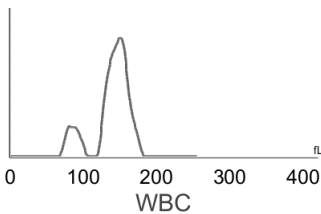
Blood Morphology Analysis Report

Pet Name: Puppy 4.1
 Gender: Male
 Sample ID: 260516005

Owner Name: Rommel Magno
 Age: 6M
 Sample Type: Blood

Species: Canine
 Patient or Visit NO.:
 Time Tested: 16/05/2026 15:29:08

Test	Result	Unit	Reference Range	Low	Normal	High
1.WBC						
1-1WBC	11.21	10 ⁹ /L	6.00-17.00			
1-2Neu#	2.34 ↓	10 ⁹ /L	3.62-12.30			
1-3Nst#	0.00	10 ⁹ /L	0.00-1.00			
1-4Nsg#	2.34	10 ⁹ /L	2.30-11.50			
1-5Nsh#	0.00	10 ⁹ /L	0.00-3.50			
1-6Lym#	2.37	10 ⁹ /L	0.83-4.91			
1-7Mon#	6.17 ↑	10 ⁹ /L	0.14-1.97			
1-8Eos#	0.31	10 ⁹ /L	0.04-1.62			
1-9Bas#	0.02	10 ⁹ /L	0.00-0.12			
1-10Neu%	20.9 ↓	%	50.0-81.0			
1-11Nst/WBC%	0.0	%	0.0-10.0			
1-12Nsg%	20.9 ↓	%	48.0-70.0			
1-13Nsh/WBC%	0.0	%	0.0-15.5			
1-14Lym%	21.1	%	12.0-33.0			
1-15Mon%	55.0 ↑	%	2.0-13.0			
1-16Eos%	2.8	%	0.5-10.0			
1-17Bas%	0.2	%	0.0-1.3			
1-18Nst/Neu%	0.0	%	0.0-22.0			
1-19Nsh/Neu%	0.0	%	0.0-20.0			
2.RBC						
2-1RBC	6.17	10 ¹² /L	5.10-8.50			
2-2HGB	146	g/L	110-190			
2-3HCT	44.5	%	35.0-58.0			
2-4MCV	72.1	fL	55.0-83.0			
2-5MCH	23.6	pg	18.0-31.0			
2-6MCHC	337	g/L	260-430			
2-7RDW-CV	14.3	%	11.2-21.3			
2-8RDW-SD	37.8	fL	31.2-51.7			
2-9RET#	6.12	10 ⁹ /L	3.00-45.00			
2-10RET%	0.10	%	0.00-1.00			
2-11MCVr	46.9	fL	30.0-120.0			
2-12MCVr-CV	48.1	%	20.0-80.0			
2-13NRBC#	0.00	10 ⁹ /L	0.00-0.10			
2-14NRBC/WBC%	0.00	%	0.00-0.50			
2-15ETG#	0.00	10 ¹² /L	0.00-0.10			
2-16ETG%	0.00	%	0.00-3.00			
2-17SPH#	11.31	10 ⁹ /L	0.00-150.00			
2-18SPH%	0.18	%	0.00-2.00			
2-19AGG#	0.00	10 ⁹ /L	0.00-0.50			
3.PLT						
3-1PLT	369	10 ⁹ /L	117-490			
3-2MPV	8.6	fL	8.4-14.1			
3-3PCT	0.318	%	0.090-0.580			
3-4PDW-CV	73.1	%	30.0-80.0			
3-5PDW-SD	10.5	fL	5.0-20.0			
3-6LPLT#	57	10 ⁹ /L	0-285			
3-7P-LCR	15.3	%	9.0-50.0			



Hospital Tel: +639171533903
Hospital Add: McArthur Highway, San Miguel, Calasiao, Pangasinan



Pet Doctors Veterinary Supplies and Services

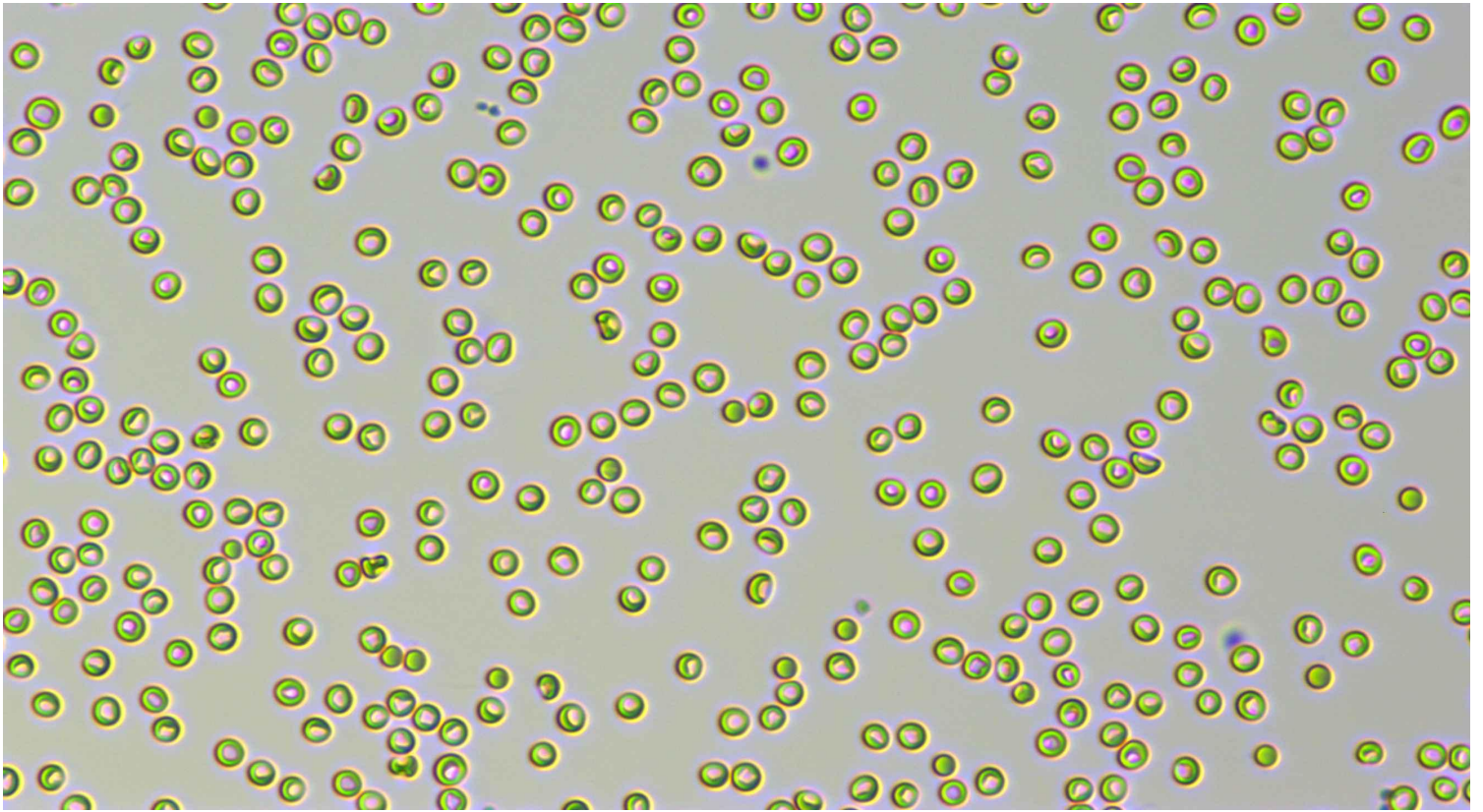
Blood Morphology Analysis Report

Pet Name: Puppy 4.1
 Gender: Male
 Sample ID: 260516005

Owner Name: Rommel Magno
 Age: 6M
 Sample Type: Blood

Species: Canine
 Patient or Visit NO.:
 Time Tested: 16/05/2026 15:29:08

Distribution Chart



Neutrophil stab granulocytes

Count:

Concentration:

Percentage:

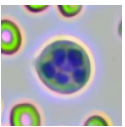


Neutrophil segmented granulocytes

Count: 124.0

Concentration: $2.34 \times 10^9/L$

Percentage: 20.9 Nsg#/WBC




Hypersegmented neutrophils

Count:

Concentration:

Percentage:


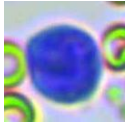
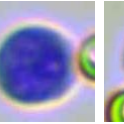
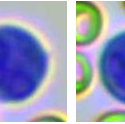
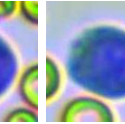
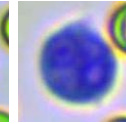
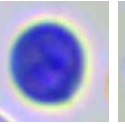
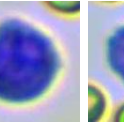
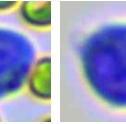

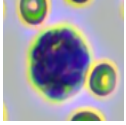
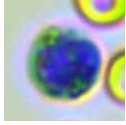
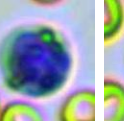
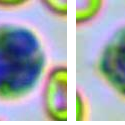

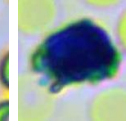
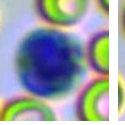



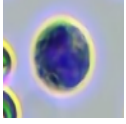






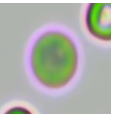

























Lymphocytes

Count: 122.0

Concentration: $2.37 \times 10^9/L$

Percentage: 21.1 Lym#/WBC

									
Monocytes	Count: 327.0	Concentration: $6.17 \times 10^9/L$				Percentage: 55.0 Mon#/WBC			
									
Eosinophils	Count: 16.0	Concentration: $0.31 \times 10^9/L$				Percentage: 2.8 Eos#/WBC			
	Count:	Concentration:				Percentage:			
Basophils									
									
Normocyte	Count: 103605.0	Concentration: $6.17 \times 10^{12}/L$		Percentage: 99.8 Normocyte#/RBC		Reticulocytes	Count: 1.0	Concentration: $6.12 \times 10^9/L$ Percentage: 0.10 RET#/RBC	
	Count:	Concentration:		Percentage:			Count:	Concentration: Percentage:	
Nucleated red blood cell						Erythrocyte ghost			
							Count:	Concentration: Percentage:	
Spherocytes	Count: 635.0	Concentration: $11.31 \times 10^9/L$		Percentage: 0.18 SPH#/RBC		Agglutinated erythrocytes			
							Count:	Concentration: Percentage:	
Normal platelets	Count: 5433.0	Concentration: $369 \times 10^9/L$		Percentage: 84.7 NPLT#/PLT		Large platelet			
									
Aggregate platelets	Count: 114.0	Concentration: $0.00 \times 10^9/L$		Percentage:					

Clinical Significance

Neu#	Decreased levels: It is commonly seen in infectious diseases such as feline panleukopenia, toxoplasmosis, histoplasmosis, etc.; drug-induced, infections such as acute, late severe bacterial infections or septicemia, immune-mediated diseases, shock, poisoning, bone marrow abnormalities, pre-leukemia syndrome.
Mon#	Elevated levels: It is suggested that chronic infectious diseases, some bacterial and viral infections, diseases with granulomatous reaction, protozoal diseases, convalescence of diseases, use of adrenocorticotropic hormone and glucocorticoid drugs, etc.

Veterinary Technician: not specified
 Attending Veterinarian: Dr. Mikaela Rabino

Date Reported: 16/05/2026

This report is solely for the received sample and serves as a diagnostic reference for veterinarians.



Hospital Tel: +639171533903
 Hospital Add: McArthur Highway, San Miguel, Calasiao, Pangasinan

