

Pet Doctors Veterinary Supplies and Services

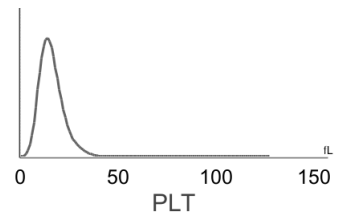
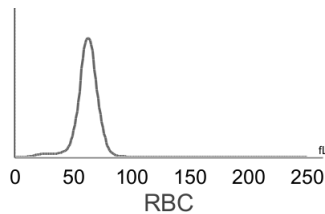
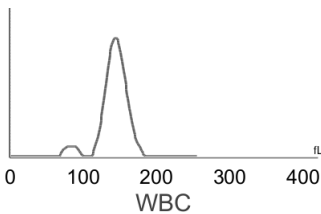
Blood Morphology Analysis Report

Pet Name: Puppy 3.7
 Gender: Male
 Sample ID: 260516004

Owner Name: Rommel Magno
 Age: 6M
 Sample Type: Blood

Species: Canine
 Patient or Visit NO.:
 Time Tested: 16/05/2026 15:12:11

Test	Result	Unit	Reference Range	Low	Normal	High
1.WBC						
1-1WBC	11.91	10 ⁹ /L	6.00-17.00			
1-2Neu#	2.94 ↓	10 ⁹ /L	3.62-12.30			
1-3Nst#	0.00	10 ⁹ /L	0.00-1.00			
1-4Nsg#	2.94	10 ⁹ /L	2.30-11.50			
1-5Nsh#	0.00	10 ⁹ /L	0.00-3.50			
1-6Lym#	2.22	10 ⁹ /L	0.83-4.91			
1-7Mon#	6.41 ↑	10 ⁹ /L	0.14-1.97			
1-8Eos#	0.30	10 ⁹ /L	0.00-1.62			
1-9Bas#	0.04	10 ⁹ /L	0.00-0.12			
1-10Neu%	24.8 ↓	%	50.0-81.0			
1-11Nst/WBC%	0.0	%	0.0-10.0			
1-12Nsg%	24.8 ↓	%	48.0-70.0			
1-13Nsh/WBC%	0.0	%	0.0-15.5			
1-14Lym%	18.6	%	12.0-33.0			
1-15Mon%	53.8 ↑	%	2.0-13.0			
1-16Eos%	2.5	%	0.5-10.0			
1-17Bas%	0.3	%	0.0-1.3			
1-18Nst/Neu%	0.0	%	0.0-22.0			
1-19Nsh/Neu%	0.0	%	0.0-20.0			
2.RBC						
2-1RBC	6.50	10 ¹² /L	5.10-8.50			
2-2HGB	155	g/L	110-190			
2-3HCT	46.8	%	35.0-58.0			
2-4MCV	72.0	fL	55.0-83.0			
2-5MCH	23.8	pg	18.0-31.0			
2-6MCHC	338	g/L	260-430			
2-7RDW-CV	13.8	%	11.2-21.3			
2-8RDW-SD	36.9	fL	31.2-51.7			
2-9RET#	7.77	10 ⁹ /L	3.00-45.00			
2-10RET%	0.12	%	0.00-1.00			
2-11MCVr	49.8	fL	30.0-120.0			
2-12MCVr-CV	47.2	%	20.0-80.0			
2-13NRBC#	0.00	10 ⁹ /L	0.00-0.10			
2-14NRBC/WBC%	0.00	%	0.00-0.50			
2-15ETG#	0.00	10 ¹² /L	0.00-0.10			
2-16ETG%	0.00	%	0.00-3.00			
2-17SPH#	2.21	10 ⁹ /L	0.00-150.00			
2-18SPH%	0.03	%	0.00-2.00			
2-19AGG#	0.00	10 ⁹ /L	0.00-0.50			
3.PLT						
3-1PLT	398	10 ⁹ /L	117-490			
3-2MPV	9.0	fL	8.4-14.1			
3-3PCT	0.360	%	0.090-0.580			
3-4PDW-CV	70.0	%	30.0-80.0			
3-5PDW-SD	10.6	fL	5.0-20.0			
3-6LPLT#	78	10 ⁹ /L	0-285			
3-7P-LCR	19.5	%	9.0-50.0			



Hospital Tel: +639171533903
Hospital Add: McArthur Highway, San Miguel, Calasiao, Pangasinan



Pet Doctors Veterinary Supplies and Services

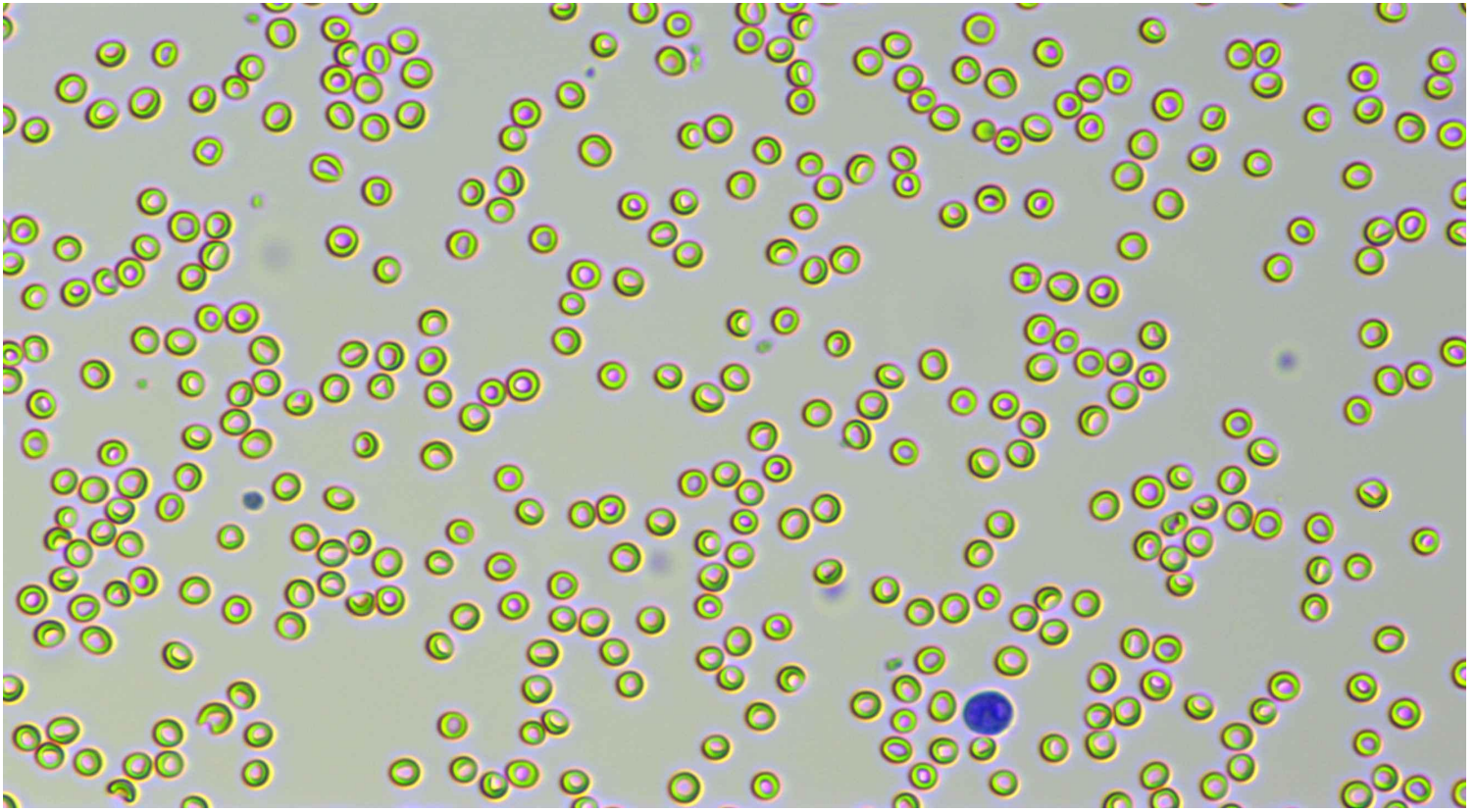
Blood Morphology Analysis Report

Pet Name: Puppy 3.7
 Gender: Male
 Sample ID: 260516004

Owner Name: Rommel Magno
 Age: 6M
 Sample Type: Blood

Species: Canine
 Patient or Visit NO.:
 Time Tested: 16/05/2026 15:12:11

Distribution Chart



Neutrophil stab granulocytes

Count:

Concentration:

Percentage:

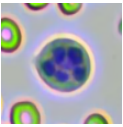


Neutrophil segmented granulocytes

Count: 153.0

Concentration: $2.94 \times 10^9/L$

Percentage: 24.8 Nsg#/WBC



Hypersegmented neutrophils

Count:

Concentration:

Percentage:

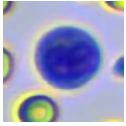
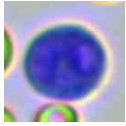
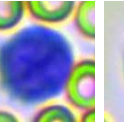

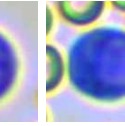

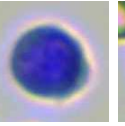
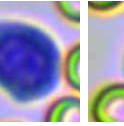
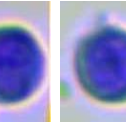

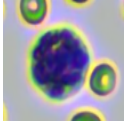
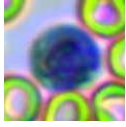
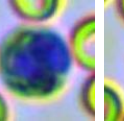
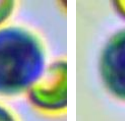
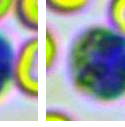

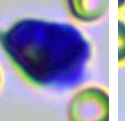
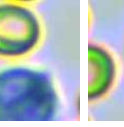


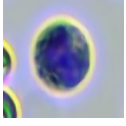






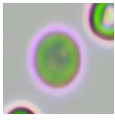
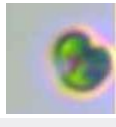



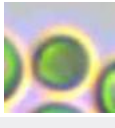







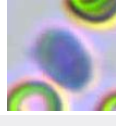












Lymphocytes

Count: 122.0

Concentration: $2.22 \times 10^9/L$

Percentage: 18.6 Lym#/WBC

										
Monocytes	Count: 334.0	Concentration: $6.41 \times 10^9/L$				Percentage: 53.8 Mon#/WBC				
										
Eosinophils	Count: 16.0	Concentration: $0.30 \times 10^9/L$				Percentage: 2.5 Eos#/WBC				
	Count:	Concentration:				Percentage:				
Basophils										
										
Normocyte	Count: 109566.0	Concentration: $6.50 \times 10^{12}/L$		Percentage: 100.0 Normocyte#/RBC		Reticulocytes	Count: 1.0	Concentration: $7.77 \times 10^9/L$		Percentage: 0.12 RET#/RBC
	Count:	Concentration:		Percentage:			Count:	Concentration:		Percentage:
Nucleated red blood cell						Erythrocyte ghost				
							Count:	Concentration:		Percentage:
Spherocytes	Count: 137.0	Concentration: $2.21 \times 10^9/L$		Percentage: 0.03 SPH#/RBC		Agglutinated erythrocytes				
							Count:	Concentration:		Percentage:
Normal platelets	Count: 6027.0	Concentration: $398 \times 10^9/L$		Percentage: 80.5 NPLT#/PLT		Large platelet				
							Count: 46.0	Concentration: $0.00 \times 10^9/L$		Percentage:
Aggregate platelets										

Clinical Significance

Neu#	Decreased levels: It is commonly seen in infectious diseases such as feline panleukopenia, toxoplasmosis, histoplasmosis, etc.; drug-induced, infections such as acute, late severe bacterial infections or septicemia, immune-mediated diseases, shock, poisoning, bone marrow abnormalities, pre-leukemia syndrome.
Mon#	Elevated levels: It is suggested that chronic infectious diseases, some bacterial and viral infections, diseases with granulomatous reaction, protozoal diseases, convalescence of diseases, use of adrenocorticotrophic hormone and glucocorticoid drugs, etc.

Veterinary Technician: not specified

Attending Veterinarian: Dr. Mikaela Rabino

Date Reported: 16/05/2026

This report is solely for the received sample and serves as a diagnostic reference for veterinarians.



Hospital Tel: +639171533903

Hospital Add: McArthur Highway, San Miguel, Calasiao, Pangasinan

