

Pet Doctors Veterinary Supplies and Services

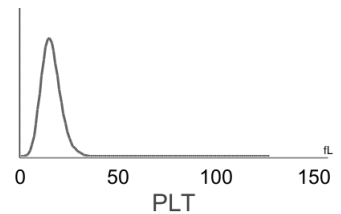
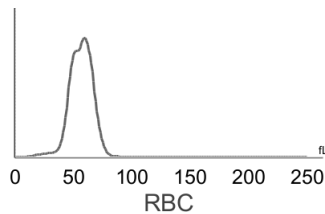
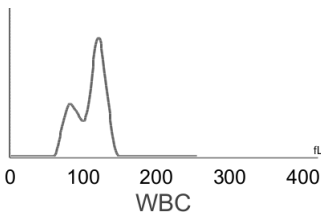
Blood Morphology Analysis Report

Pet Name: Taco
 Gender: Male
 Sample ID: 260508003

Owner Name: Genevieve Cuason
 Age: 1Y
 Sample Type: Blood

Species: Canine
 Patient or Visit NO.:
 Time Tested: 08/05/2026 14:28:05

Test	Result	Unit	Reference Range	Low	Normal	High
1.WBC						
1-1WBC	11.67	10 ⁹ /L	6.00-17.00			
1-2Neu#	5.81	10 ⁹ /L	3.62-12.30			
1-3Nst#	0.00	10 ⁹ /L	0.00-1.00			
1-4Nsg#	5.81	10 ⁹ /L	2.30-11.50			
1-5Nsh#	0.00	10 ⁹ /L	0.00-3.50			
1-6Lym#	4.43	10 ⁹ /L	0.83-4.91			
1-7Mon#	0.85	10 ⁹ /L	0.14-1.97			
1-8Eos#	0.57	10 ⁹ /L	0.04-1.62			
1-9Bas#	0.01	10 ⁹ /L	0.00-0.12			
1-10Neu%	49.7	↓ %	50.0-81.0			
1-11Nst/WBC%	0.0	%	0.0-10.0			
1-12Nsg%	49.7	%	48.0-70.0			
1-13Nsh/WBC%	0.0	%	0.0-15.5			
1-14Lym%	38.0	↑ %	12.0-33.0			
1-15Mon%	7.3	%	2.0-13.0			
1-16Eos%	4.9	%	0.5-10.0			
1-17Bas%	0.1	%	0.0-1.3			
1-18Nst/Neu%	0.0	%	0.0-22.0			
1-19Nsh/Neu%	0.0	%	0.0-20.0			
2.RBC						
2-1RBC	4.58	↓ 10 ¹² /L	5.10-8.50			
2-2HGB	98	↓ g/L	110-190			
2-3HCT	30.9	↓ %	35.0-58.0			
2-4MCV	67.5	fL	55.0-83.0			
2-5MCH	21.4	pg	18.0-31.0			
2-6MCHC	334	g/L	260-430			
2-7RDW-CV	19.0	%	11.2-21.3			
2-8RDW-SD	46.2	fL	31.2-51.7			
2-9RET#	6.48	10 ⁹ /L	3.00-45.00			
2-10RET%	0.14	%	0.00-1.00			
2-11MCVr	49.5	fL	30.0-120.0			
2-12MCVr-CV	46.2	%	20.0-80.0			
2-13NRBC#	0.00	10 ⁹ /L	0.00-0.10			
2-14NRBC/WBC%	0.00	%	0.00-0.50			
2-15ETG#	0.00	10 ¹² /L	0.00-0.10			
2-16ETG%	0.03	%	0.00-3.00			
2-17SPH#	42.69	10 ⁹ /L	0.00-150.00			
2-18SPH%	0.93	%	0.00-2.00			
2-19AGG#	0.00	10 ⁹ /L	0.00-0.50			
3.PLT						
3-1PLT	189	10 ⁹ /L	117-490			
3-2MPV	9.0	fL	8.4-14.1			
3-3PCT	0.169	%	0.090-0.580			
3-4PDW-CV	60.6	%	30.0-80.0			
3-5PDW-SD	9.4	fL	5.0-20.0			
3-6LPLT#	26	10 ⁹ /L	0-285			
3-7P-LCR	13.8	%	9.0-50.0			



Hospital Tel: +639171533903
Hospital Add: McArthur Highway, San Miguel, Calasiao, Pangasinan



Pet Doctors Veterinary Supplies and Services

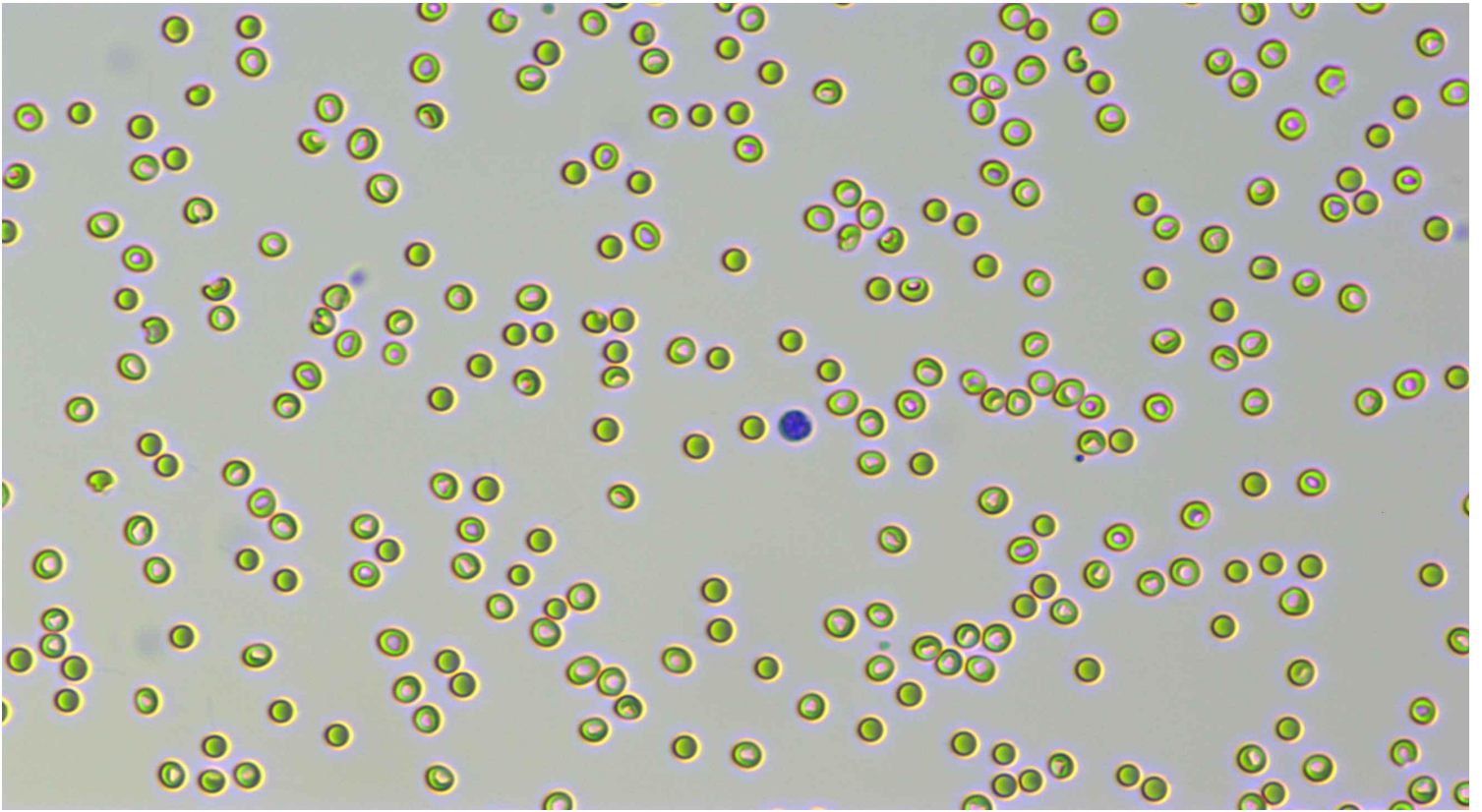
Blood Morphology Analysis Report

Pet Name: Taco
 Gender: Male
 Sample ID: 260508003

Owner Name: Genevieve Cuason
 Age: 1Y
 Sample Type: Blood

Species: Canine
 Patient or Visit NO.:
 Time Tested: 08/05/2026 14:28:05

Distribution Chart



Neutrophil stab granulocytes

Count:

Concentration:

Percentage:

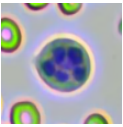


Neutrophil segmented granulocytes

Count: 303.0

Concentration: $5.81 \times 10^9/L$

Percentage: 49.7 Nsg#/WBC



Hypersegmented neutrophils

Count:

Concentration:

Percentage:


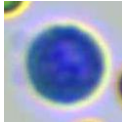
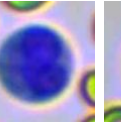

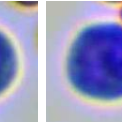
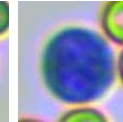
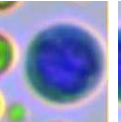




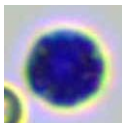
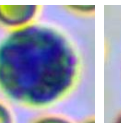
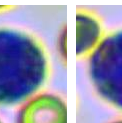
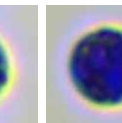
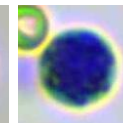
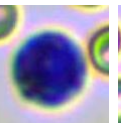

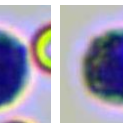








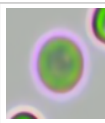



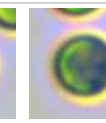












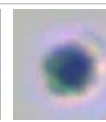
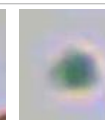
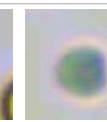
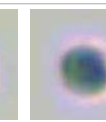





Lymphocytes

Count: 230.0

Concentration: $4.43 \times 10^9/L$

Percentage: 38.0 Lym#/WBC

																		
Monocytes	Count: 46.0	Concentration: $0.85 \times 10^9/L$				Percentage: 7.3 Mon#/WBC												
																		
Eosinophils	Count: 32.0	Concentration: $0.57 \times 10^9/L$				Percentage: 4.9 Eos#/WBC												
	Count:				Concentration:				Percentage:									
Basophils																		
																		
Normocyte	Count: 74745.0	Concentration: $4.58 \times 10^{12}/L$			Percentage: 99.0 Normocyte#/RBC	Reticulocytes	Count: 17.0	Concentration: $6.48 \times 10^9/L$			Percentage: 0.14 RET#/RBC							
	Count:				Concentration:				Percentage:									
Nucleated red blood cell																		
	Count:				Concentration:				Percentage:									
Erythrocyte ghost																		
							Count:				Concentration:				Percentage:			
Spherocytes	Count: 2353.0	Concentration: $42.69 \times 10^9/L$			Percentage: 0.93 SPH#/RBC	Agglutinated erythrocytes												
							Count:				Concentration:				Percentage:			
Normal platelets	Count: 3279.0	Concentration: $189 \times 10^9/L$			Percentage: 86.2 NPLT#/PLT	Large platelet												
		Count: 1.0				Concentration: $0.00 \times 10^9/L$				Percentage:								
Aggregate platelets																		

Clinical Significance

RBC	Decreased levels: Common of all kinds is urgent, chronic and haemorrhagic anaemia, if ulcer, tumor, operation; and the haemolytic anaemia that helminth infection, autoimmunity haemolysis causes; the nutrition sex anaemia that hidebound causes; the aplastic anaemia that toxic, immune disease, endocrine is maladjusted cause.
HGB	Decreased levels: It is common in anemia caused by various reasons, such as hemolytic anemia, blood loss and anemia caused by parasitic infection.
HCT	Decreased levels: It is common in anemia caused by various reasons.

Veterinary Technician: not specified

Attending Veterinarian: Dr. Marian Grace Wanagen

Date Reported: 17/05/2026

This report is solely for the received sample and serves as a diagnostic reference for veterinarians.



Hospital Tel: +639171533903

Hospital Add: McArthur Highway, San Miguel, Calasiao, Pangasinan

