

Pet Doctors Veterinary Supplies and Services

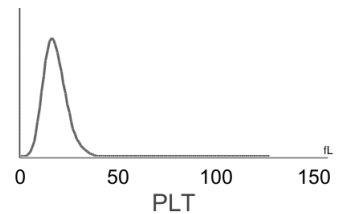
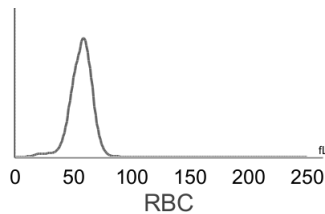
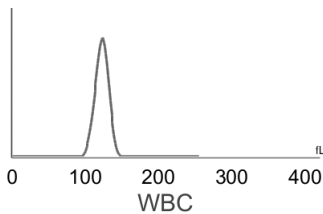
Blood Morphology Analysis Report

Pet Name: Mimi
 Gender: Female
 Sample ID: 260518001

Owner Name: Kristine Gomez
 Age: 11Y
 Sample Type: Blood

Species: Canine
 Patient or Visit NO.:
 Time Tested: 18/05/2026 09:36:29

Test	Result	Unit	Reference Range	Low	Normal	High
1.WBC						
1-1WBC	9.30	10 ⁹ /L	6.00-17.00			
1-2Neu#	7.16	10 ⁹ /L	3.62-12.30			
1-3Nst#	0.00	10 ⁹ /L	0.00-1.00			
1-4Nsg#	7.16	10 ⁹ /L	2.30-11.50			
1-5Nsh#	0.00	10 ⁹ /L	0.00-3.50			
1-6Lym#	0.77	↓ 10 ⁹ /L	0.83-4.91			
1-7Mon#	0.49	10 ⁹ /L	0.14-1.97			
1-8Eos#	0.86	10 ⁹ /L	0.04-1.62			
1-9Bas#	0.02	10 ⁹ /L	0.00-0.12			
1-10Neu%	77.0	%	50.0-81.0			
1-11Nst/WBC%	0.0	%	0.0-10.0			
1-12Nsg%	77.0	↑ %	48.0-70.0			
1-13Nsh/WBC%	0.0	%	0.0-15.5			
1-14Lym%	8.3	↓ %	12.0-33.0			
1-15Mon%	5.3	%	2.0-13.0			
1-16Eos%	9.2	%	0.5-10.0			
1-17Bas%	0.2	%	0.0-1.3			
1-18Nst/Neu%	0.0	%	0.0-22.0			
1-19Nsh/Neu%	0.0	%	0.0-20.0			
2.RBC						
2-1RBC	6.96	10 ¹² /L	5.10-8.50			
2-2HGB	152	g/L	110-190			
2-3HCT	46.4	%	35.0-58.0			
2-4MCV	66.6	fL	55.0-83.0			
2-5MCH	21.9	pg	18.0-31.0			
2-6MCHC	341	g/L	260-430			
2-7RDW-CV	17.6	%	11.2-21.3			
2-8RDW-SD	42.9	fL	31.2-51.7			
2-9RET#	11.25	10 ⁹ /L	3.00-45.00			
2-10RET%	0.16	%	0.00-1.00			
2-11MCVr	43.6	fL	30.0-120.0			
2-12MCVr-CV	46.8	%	20.0-80.0			
2-13NRBC#	0.00	10 ⁹ /L	0.00-0.10			
2-14NRBC/WBC%	0.00	%	0.00-0.50			
2-15ETG#	0.00	10 ¹² /L	0.00-0.10			
2-16ETG%	0.00	%	0.00-3.00			
2-17SPH#	16.75	10 ⁹ /L	0.00-150.00			
2-18SPH%	0.24	%	0.00-2.00			
2-19AGG#	0.00	10 ⁹ /L	0.00-0.50			
3.PLT						
3-1PLT	317	10 ⁹ /L	117-490			
3-2MPV	10.0	fL	8.4-14.1			
3-3PCT	0.318	%	0.090-0.580			
3-4PDW-CV	61.6	%	30.0-80.0			
3-5PDW-SD	10.7	fL	5.0-20.0			
3-6LPLT#	95	10 ⁹ /L	0-285			
3-7P-LCR	30.0	%	9.0-50.0			



Hospital Tel: +639171533903
Hospital Add: McArthur Highway, San Miguel, Calasiao, Pangasinan



Pet Doctors Veterinary Supplies and Services

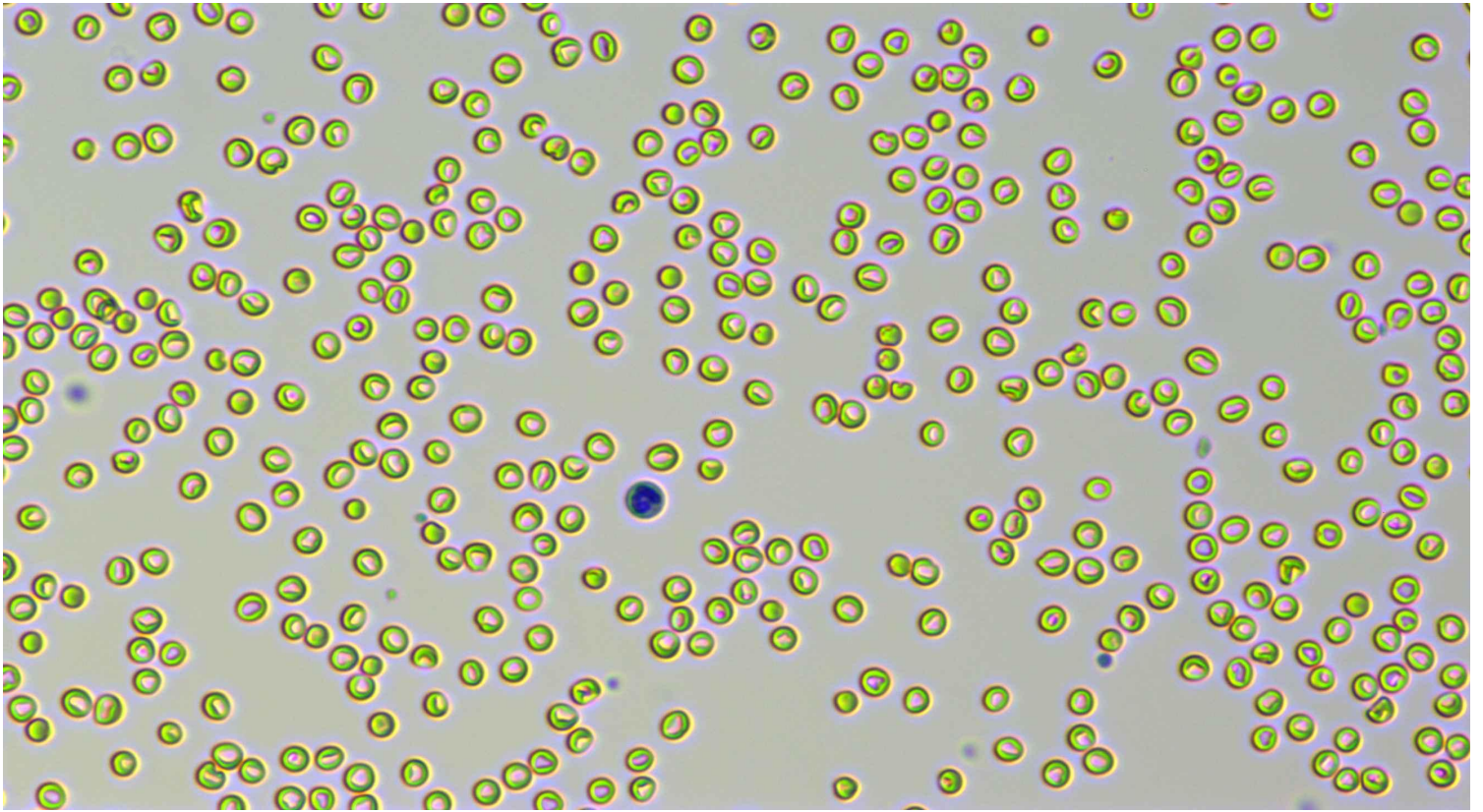
Blood Morphology Analysis Report

Pet Name: Mimi
 Gender: Female
 Sample ID: 260518001

Owner Name: Kristine Gomez
 Age: 11Y
 Sample Type: Blood

Species: Canine
 Patient or Visit NO.:
 Time Tested: 18/05/2026 09:36:29

Distribution Chart



Neutrophil stab granulocytes

Count:

Concentration:

Percentage:



Neutrophil segmented granulocytes

Count: 375.0

Concentration: $7.16 \times 10^9/L$

Percentage: 77.0 Nsg#/WBC



Hypersegmented neutrophils

Count:

Concentration:

Percentage:


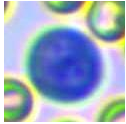

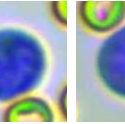
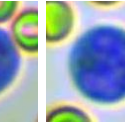
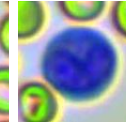
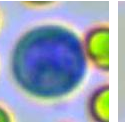
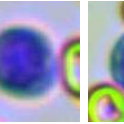
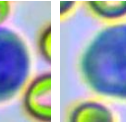

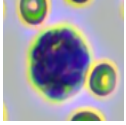
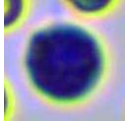
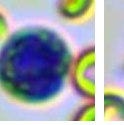
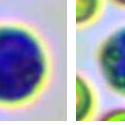
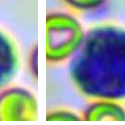
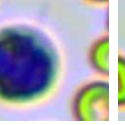
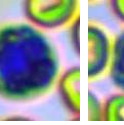
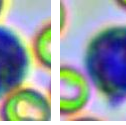

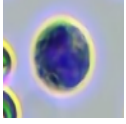






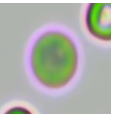

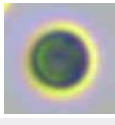


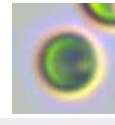




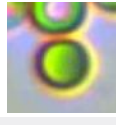


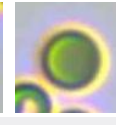











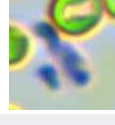




Lymphocytes

Count: 42.0

Concentration: $0.77 \times 10^9/L$

Percentage: 8.3 Lym#/WBC

											
Monocytes	Count: 27.0	Concentration: $0.49 \times 10^9/L$				Percentage: 5.3 Mon#/WBC					
											
Eosinophils	Count: 45.0	Concentration: $0.86 \times 10^9/L$				Percentage: 9.2 Eos#/WBC					
	Count:	Concentration:				Percentage:					
Basophils											
											
Normocyte	Count: 116758.0	Concentration: $6.96 \times 10^{12}/L$		Percentage: 99.7 Normocyte#/RBC		Reticulocytes	Count: 43.0	Concentration: $11.25 \times 10^9/L$		Percentage: 0.16 RET#/RBC	
	Count:	Concentration:		Percentage:			Count:	Concentration:		Percentage:	
Nucleated red blood cell						Erythrocyte ghost					
							Count:	Concentration:		Percentage:	
Spherocytes	Count: 903.0	Concentration: $16.75 \times 10^9/L$		Percentage: 0.24 SPH#/RBC		Agglutinated erythrocytes					
							Count:	Concentration:		Percentage:	
Normal platelets	Count: 5131.0	Concentration: $317 \times 10^9/L$		Percentage: 70.0 NPLT#/PLT		Large platelet					
							Count: 9.0	Concentration: $0.00 \times 10^9/L$		Percentage:	
Aggregate platelets											

Clinical Significance

Lym# **Decreased levels:** It is seen in stress, Cushing's syndrome (Cushing's Syndrome) or use of glucocorticoids, lymphosarcoma, immunosuppressive drugs, and destruction of lymphoid tissue such as lymphangiectasis and lymphadenitis.

Veterinary Technician: not specified
 Attending Veterinarian: Dr. John Paul Landingin

Date Reported: 18/05/2026

This report is solely for the received sample and serves as a diagnostic reference for veterinarians.