

Pet Doctors Veterinary Supplies and Services

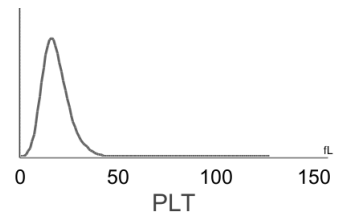
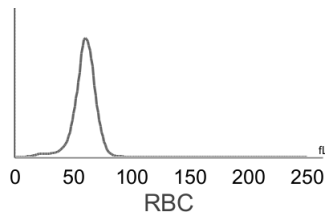
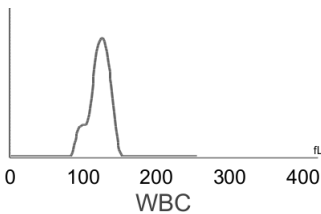
Blood Morphology Analysis Report

Pet Name: Emerald
 Gender: Female (Neutered)
 Sample ID: 260518004

Owner Name: Carlo Zulueta
 Age: 5Y
 Sample Type: Blood

Species: Canine
 Patient or Visit NO.:
 Time Tested: 18/05/2026 11:47:02

Test	Result	Unit	Reference Range	Low	Normal	High
1.WBC						
1-1WBC	8.15	10 ⁹ /L	6.00-17.00			
1-2Neu#	5.13	10 ⁹ /L	3.62-12.30			
1-3Nst#	0.00	10 ⁹ /L	0.00-1.00			
1-4Nsg#	5.13	10 ⁹ /L	2.30-11.50			
1-5Nsh#	0.00	10 ⁹ /L	0.00-3.50			
1-6Lym#	2.00	10 ⁹ /L	0.83-4.91			
1-7Mon#	0.32	10 ⁹ /L	0.14-1.97			
1-8Eos#	0.68	10 ⁹ /L	0.04-1.62			
1-9Bas#	0.02	10 ⁹ /L	0.00-0.12			
1-10Neu%	63.0	%	50.0-81.0			
1-11Nst/WBC%	0.0	%	0.0-10.0			
1-12Nsg%	63.0	%	48.0-70.0			
1-13Nsh/WBC%	0.0	%	0.0-15.5			
1-14Lym%	24.6	%	12.0-33.0			
1-15Mon%	3.9	%	2.0-13.0			
1-16Eos%	8.3	%	0.5-10.0			
1-17Bas%	0.2	%	0.0-1.3			
1-18Nst/Neu%	0.0	%	0.0-22.0			
1-19Nsh/Neu%	0.0	%	0.0-20.0			
2.RBC						
2-1RBC	8.31	10 ¹² /L	5.10-8.50			
2-2HGB	191	g/L	110-190			
2-3HCT	57.7	%	35.0-58.0			
2-4MCV	69.5	fL	55.0-83.0			
2-5MCH	23.0	pg	18.0-31.0			
2-6MCHC	338	g/L	260-430			
2-7RDW-CV	15.2	%	11.2-21.3			
2-8RDW-SD	39.3	fL	31.2-51.7			
2-9RET#	6.92	10 ⁹ /L	3.00-45.00			
2-10RET%	0.08	%	0.00-1.00			
2-11MCVr	41.5	fL	30.0-120.0			
2-12MCVr-CV	44.6	%	20.0-80.0			
2-13NRBC#	0.00	10 ⁹ /L	0.00-0.10			
2-14NRBC/WBC%	0.00	%	0.00-0.50			
2-15ETG#	0.00	10 ¹² /L	0.00-0.10			
2-16ETG%	0.01	%	0.00-3.00			
2-17SPH#	6.00	10 ⁹ /L	0.00-150.00			
2-18SPH%	0.07	%	0.00-2.00			
2-19AGG#	0.00	10 ⁹ /L	0.00-0.50			
3.PLT						
3-1PLT	287	10 ⁹ /L	117-490			
3-2MPV	10.1	fL	8.4-14.1			
3-3PCT	0.290	%	0.090-0.580			
3-4PDW-CV	69.9	%	30.0-80.0			
3-5PDW-SD	12.3	fL	5.0-20.0			
3-6LPLT#	97	10 ⁹ /L	0-285			
3-7P-LCR	33.8	%	9.0-50.0			



Hospital Tel: +639171533903
Hospital Add: McArthur Highway, San Miguel, Calasiao, Pangasinan



Pet Doctors Veterinary Supplies and Services

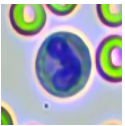
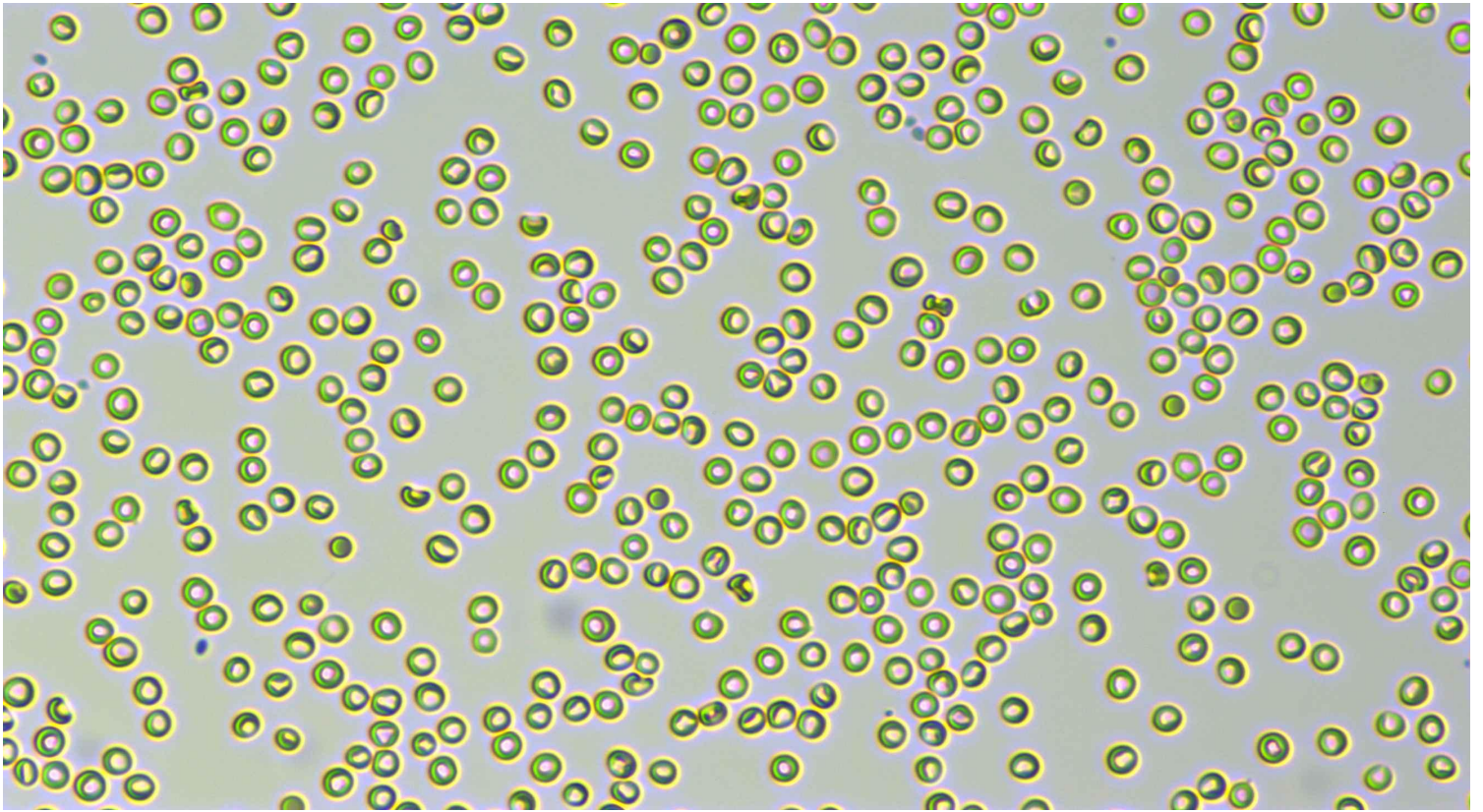
Blood Morphology Analysis Report

Pet Name: Emerald
 Gender: Female (Neutered)
 Sample ID: 260518004

Owner Name: Carlo Zulueta
 Age: 5Y
 Sample Type: Blood

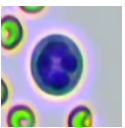
Species: Canine
 Patient or Visit NO.:
 Time Tested: 18/05/2026 11:47:02

Distribution Chart




Neutrophil stab granulocytes

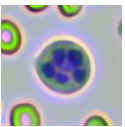
Count:	Concentration:	Percentage:
--------	----------------	-------------



Neutrophil segmented granulocytes




Count: 272.0	Concentration: $5.13 \times 10^9/L$	Percentage: 63.0 Nsg#/WBC
--------------	-------------------------------------	---------------------------




Hypersegmented neutrophils

Count:	Concentration:	Percentage:
--------	----------------	-------------



Lymphocytes

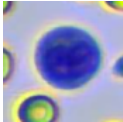
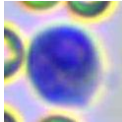



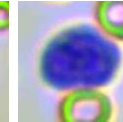
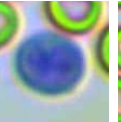



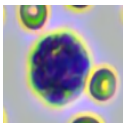
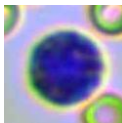
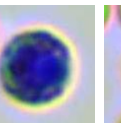

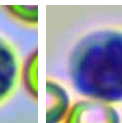
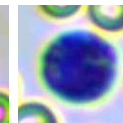
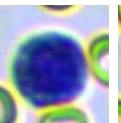

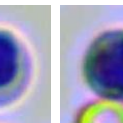

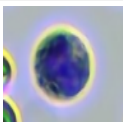










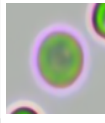




























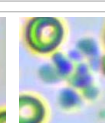








Count: 105.0	Concentration: $2.00 \times 10^9/L$	Percentage: 24.6 Lym#/WBC
--------------	-------------------------------------	---------------------------



Hospital Tel: +639171533903
Hospital Add: McArthur Highway, San Miguel, Calasiao, Pangasinan



																											
Monocytes	Count: 17.0	Concentration: $0.32 \times 10^9/L$				Percentage: 3.9 Mon#/WBC																					
																											
Eosinophils	Count: 36.0	Concentration: $0.68 \times 10^9/L$				Percentage: 8.3 Eos#/WBC																					
	Count:				Concentration:				Percentage:																		
Basophils																											
																											
Normocyte	Count: 139680.0	Concentration: $8.31 \times 10^{12}/L$			Percentage: 99.9 Normocyte#/RBC																						
																											
Reticulocytes	Count: 1.0	Concentration: $6.92 \times 10^9/L$			Percentage: 0.08 RET#/RBC																						
	Count:									Concentration:									Percentage:								
Nucleated red blood cell																											
	Count:									Concentration:									Percentage:								
Erythrocyte ghost																											
																											
Spherocytes	Count: 332.0	Concentration: $6.00 \times 10^9/L$			Percentage: 0.07 SPH#/RBC																						
	Count:									Concentration:									Percentage:								
Agglutinated erythrocytes																											
																											
Normal platelets	Count: 4386.0	Concentration: $287 \times 10^9/L$			Percentage: 66.2 NPLT#/PLT																						
	Count:									Concentration:									Percentage:								
Large platelet																											
																											
Aggregate platelets	Count: 67.0	Concentration: $0.00 \times 10^9/L$			Percentage:																						

Clinical Significance

HGB

Elevated levels: Relative polycythemia caused by dehydration, vomiting, diarrhea, etc. is common, as well as related diseases caused by compensatory increase or pathological increase of erythropoietin (such as renal cyst, hydronephrosis, hypernephrosis, hyperthyroidism, etc.) due to various reasons; it can be seen in transient polycythemia and polycythemia vera caused by spleen contraction in excitable dogs and cats or some large breeds.

Veterinary Technician: not specified
 Attending Veterinarian: Dr. John Paul Landingin

Date Reported: 18/05/2026

This report is solely for the received sample and serves as a diagnostic reference for veterinarians.



Hospital Tel: +639171533903
 Hospital Add: McArthur Highway, San Miguel, Calasiao, Pangasinan

