

Pet Doctors Veterinary Supplies and Services

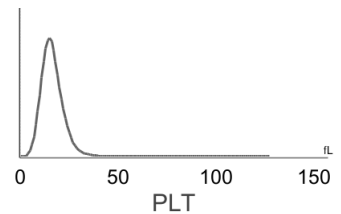
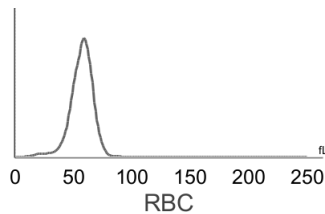
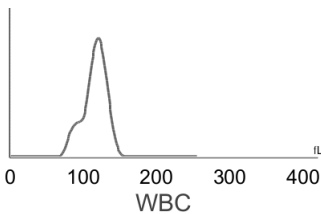
Blood Morphology Analysis Report

Pet Name: Rainy
 Gender: Male
 Sample ID: 260518005

Owner Name: Jhunnele Bongar
 Age: 3Y
 Sample Type: Blood

Species: Canine
 Patient or Visit NO.:
 Time Tested: 18/05/2026 15:04:46

Test	Result	Unit	Reference Range	Low	Normal	High
1.WBC						
1-1WBC	25.92	↑ 10 ⁹ /L	6.00-17.00			
1-2Neu#	11.20	10 ⁹ /L	3.62-12.30			
1-3Nst#	0.06	10 ⁹ /L	0.00-1.00			
1-4Nsg#	11.14	10 ⁹ /L	2.30-11.50			
1-5Nsh#	0.00	10 ⁹ /L	0.00-3.50			
1-6Lym#	6.64	↑ 10 ⁹ /L	0.83-4.91			
1-7Mon#	1.63	10 ⁹ /L	0.14-1.97			
1-8Eos#	6.45	↑ 10 ⁹ /L	0.04-1.62			
1-9Bas#	0.00	10 ⁹ /L	0.00-0.12			
1-10Neu%	43.2	↓ %	50.0-81.0			
1-11Nst/WBC%	0.2	%	0.0-10.0			
1-12Nsg%	43.0	↓ %	48.0-70.0			
1-13Nsh/WBC%	0.0	%	0.0-15.5			
1-14Lym%	25.6	%	12.0-33.0			
1-15Mon%	6.3	%	2.0-13.0			
1-16Eos%	24.9	↑ %	0.5-10.0			
1-17Bas%	0.0	%	0.0-1.3			
1-18Nst/Neu%	0.5	%	0.0-22.0			
1-19Nsh/Neu%	0.0	%	0.0-20.0			
2.RBC						
2-1RBC	7.48	10 ¹² /L	5.10-8.50			
2-2HGB	165	g/L	110-190			
2-3HCT	50.4	%	35.0-58.0			
2-4MCV	67.4	fL	55.0-83.0			
2-5MCH	22.1	pg	18.0-31.0			
2-6MCHC	339	g/L	260-430			
2-7RDW-CV	17.2	%	11.2-21.3			
2-8RDW-SD	42.5	fL	31.2-51.7			
2-9RET#	7.36	10 ⁹ /L	3.00-45.00			
2-10RET%	0.10	%	0.00-1.00			
2-11MCVr	43.4	fL	30.0-120.0			
2-12MCVr-CV	47.1	%	20.0-80.0			
2-13NRBC#	0.00	10 ⁹ /L	0.00-0.10			
2-14NRBC/WBC%	0.00	%	0.00-0.50			
2-15ETG#	0.00	10 ¹² /L	0.00-0.10			
2-16ETG%	0.00	%	0.00-3.00			
2-17SPH#	13.76	10 ⁹ /L	0.00-150.00			
2-18SPH%	0.18	%	0.00-2.00			
2-19AGG#	0.00	10 ⁹ /L	0.00-0.50			
3.PLT						
3-1PLT	352	10 ⁹ /L	117-490			
3-2MPV	9.2	fL	8.4-14.1			
3-3PCT	0.324	%	0.090-0.580			
3-4PDW-CV	60.9	%	30.0-80.0			
3-5PDW-SD	9.6	fL	5.0-20.0			
3-6LPLT#	64	10 ⁹ /L	0-285			
3-7P-LCR	18.2	%	9.0-50.0			



Hospital Tel: +639171533903
Hospital Add: McArthur Highway, San Miguel, Calasiao, Pangasinan



Pet Doctors Veterinary Supplies and Services

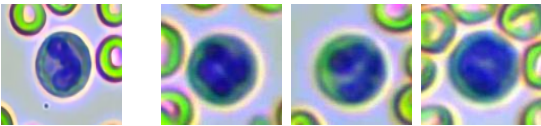
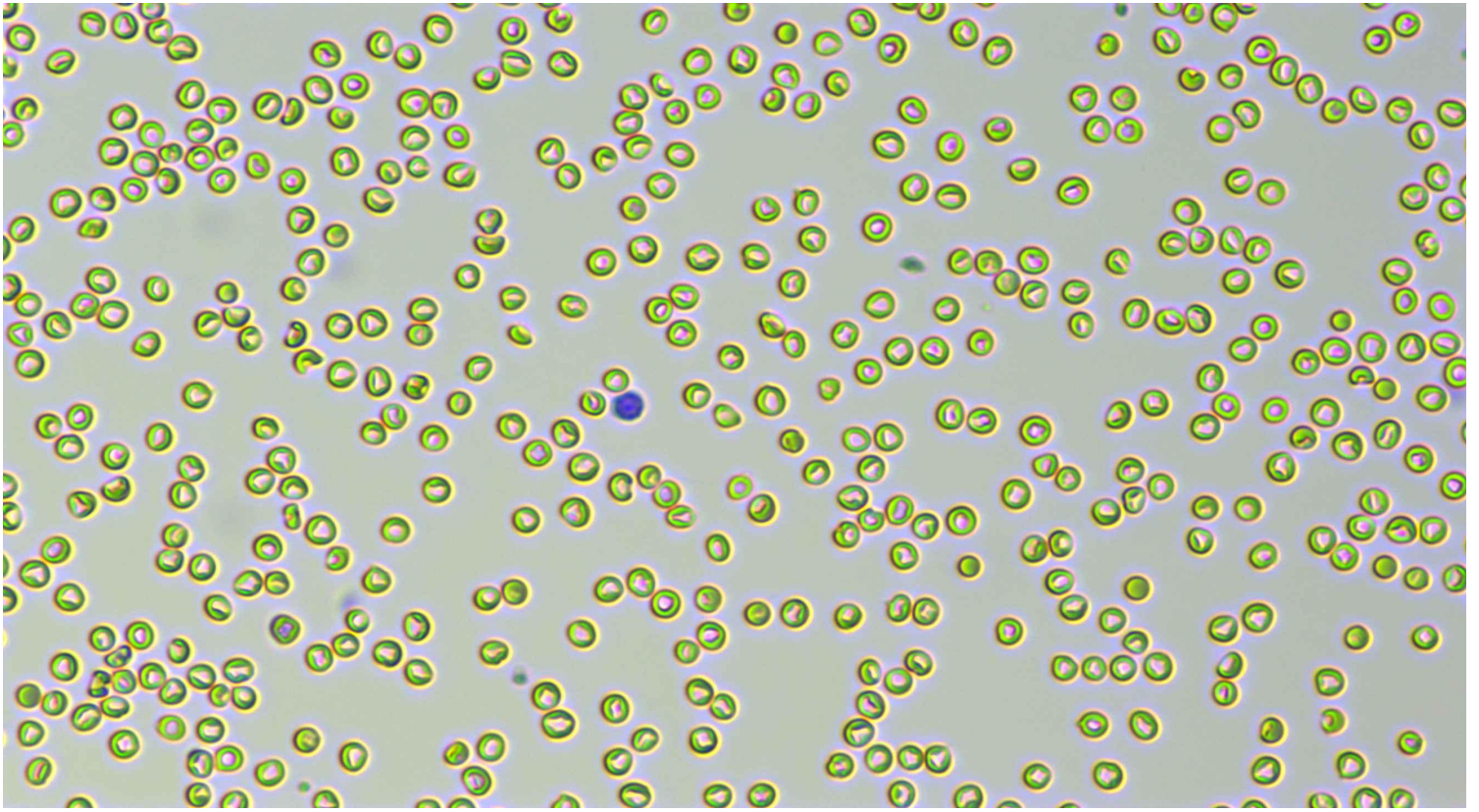
Blood Morphology Analysis Report

Pet Name: Rainy
 Gender: Male
 Sample ID: 260518005

Owner Name: Jhunnele Bongar
 Age: 3Y
 Sample Type: Blood

Species: Canine
 Patient or Visit NO.:
 Time Tested: 18/05/2026 15:04:46

Distribution Chart

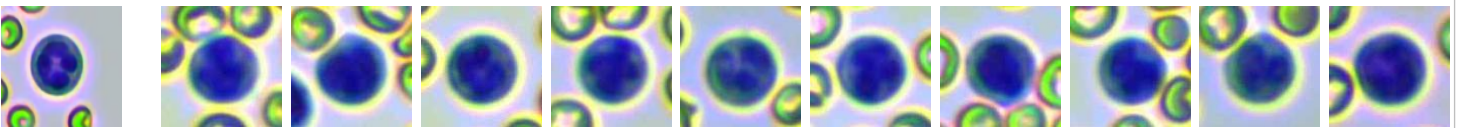


Neutrophil stab granulocytes

Count: 3.0

Concentration: $0.06 \times 10^9/L$

Percentage: 0.2 Nst#/WBC

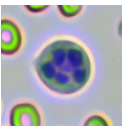


Neutrophil segmented granulocytes

Count: 575.0

Concentration: $11.14 \times 10^9/L$

Percentage: 43.0 Nsg#/WBC




Hypersegmented neutrophils

Count:

Concentration:

Percentage:


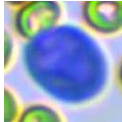
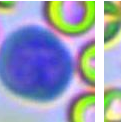
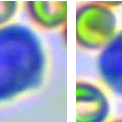
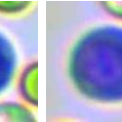
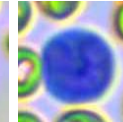
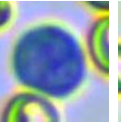
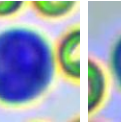




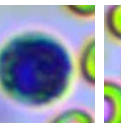
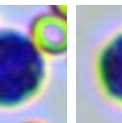
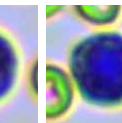

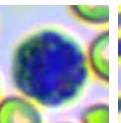










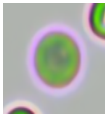
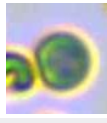













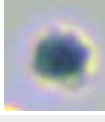







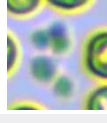
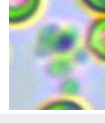




Lymphocytes

Count: 344.0

Concentration: $6.64 \times 10^9/L$

Percentage: 25.6 Lym#/WBC

											
Monocytes	Count: 86.0	Concentration: $1.63 \times 10^9/L$			Percentage: 6.3 Mon#/WBC						
											
Eosinophils	Count: 337.0	Concentration: $6.45 \times 10^9/L$			Percentage: 24.9 Eos#/WBC						
	Count: Concentration: Percentage:										
Basophils	Count: Concentration: Percentage:										
											
Normocyte	Count: 125256.0	Concentration: $7.48 \times 10^{12}/L$		Percentage: 99.8 Normocyte#/RBC		Reticulocytes	Count: 32.0	Concentration: $7.36 \times 10^9/L$		Percentage: 0.10 RET#/RBC	
	Count: Concentration: Percentage:										
Nucleated red blood cell	Count: Concentration: Percentage:										
							Count: Concentration: Percentage:				
Spherocytes	Count: 797.0	Concentration: $13.76 \times 10^9/L$		Percentage: 0.18 SPH#/RBC		Agglutinated erythrocytes	Count: Concentration: Percentage:				
							Count: Concentration: Percentage:				
Normal platelets	Count: 5934.0	Concentration: $352 \times 10^9/L$		Percentage: 81.8 NPLT#/PLT		Large platelet	Count: Concentration: Percentage:				
						Count: Concentration: Percentage:					
Aggregate platelets	Count: 14.0	Concentration: $0.00 \times 10^9/L$		Percentage:							

Clinical Significance

Lym# **Elevated levels:** It is suggested that infectious diseases, convalescence of acute infectious diseases, lymphocytic leukemia and lymphosarcoma are also seen in excited cats.

Eos# **Elevated levels:** Suggesting parasitic infection; allergy; granulomatous inflammation; mastocytoma; eosinophilic leukemia, etc.

Veterinary Technician: not specified
 Attending Veterinarian: Dr. John Paul Landingin

Date Reported: 18/05/2026

This report is solely for the received sample and serves as a diagnostic reference for veterinarians.