

# Pet Doctors Veterinary Supplies and Services

## Blood Morphology Analysis Report

Pet Name: Wacky  
 Gender: Male  
 Sample ID: 260521002

Owner Name: Wendell Parizal  
 Age: 6Y  
 Sample Type: Blood

Species: Canine  
 Patient or Visit NO.:  
 Time Tested: 21/05/2026 10:14:28

Test	Result	Unit	Reference Range	Low	Normal	High
<b>1.WBC</b>						
1-1WBC	13.10	10 <sup>9</sup> /L	6.00-17.00			
1-2Neu#	11.89	10 <sup>9</sup> /L	3.62-12.30			
1-3Nst#	0.00	10 <sup>9</sup> /L	0.00-1.00			
1-4Nsg#	11.89	↑ 10 <sup>9</sup> /L	2.30-11.50			
1-5Nsh#	0.00	10 <sup>9</sup> /L	0.00-3.50			
1-6Lym#	0.38	↓ 10 <sup>9</sup> /L	0.83-4.91			
1-7Mon#	0.68	10 <sup>9</sup> /L	0.14-1.97			
1-8Eos#	0.14	10 <sup>9</sup> /L	0.04-1.62			
1-9Bas#	0.01	10 <sup>9</sup> /L	0.00-0.12			
1-10Neu%	90.7	↑ %	50.0-81.0			
1-11Nst/WBC%	0.0	%	0.0-10.0			
1-12Nsg%	90.7	↑ %	48.0-70.0			
1-13Nsh/WBC%	0.0	%	0.0-15.5			
1-14Lym%	2.9	↓ %	12.0-33.0			
1-15Mon%	5.2	%	2.0-13.0			
1-16Eos%	1.1	%	0.5-10.0			
1-17Bas%	0.1	%	0.0-1.3			
1-18Nst/Neu%	0.0	%	0.0-22.0			
1-19Nsh/Neu%	0.0	%	0.0-20.0			
<b>2.RBC</b>						
2-1RBC	5.82	10 <sup>12</sup> /L	5.10-8.50			
2-2HGB	109	↓ g/L	110-190			
2-3HCT	34.1	↓ %	35.0-58.0			
2-4MCV	58.6	fL	55.0-83.0			
2-5MCH	18.7	pg	18.0-31.0			
2-6MCHC	336	g/L	260-430			
2-7RDW-CV	12.8	%	11.2-21.3			
2-8RDW-SD	27.0	↓ fL	31.2-51.7			
2-9RET#	8.33	10 <sup>9</sup> /L	3.00-45.00			
2-10RET%	0.14	%	0.00-1.00			
2-11MCVr	49.0	fL	30.0-120.0			
2-12MCVr-CV	43.2	%	20.0-80.0			
2-13NRBC#	0.00	10 <sup>9</sup> /L	0.00-0.10			
2-14NRBC/WBC%	0.00	%	0.00-0.50			
2-15ETG#	0.00	10 <sup>12</sup> /L	0.00-0.10			
2-16ETG%	0.01	%	0.00-3.00			
2-17SPH#	2.48	10 <sup>9</sup> /L	0.00-150.00			
2-18SPH%	0.04	%	0.00-2.00			
2-19AGG#	0.00	10 <sup>9</sup> /L	0.00-0.50			
<b>3.PLT</b>						
3-1PLT	106	↓ 10 <sup>9</sup> /L	117-490			
3-2MPV	14.0	fL	8.4-14.1			
3-3PCT	0.149	%	0.090-0.580			
3-4PDW-CV	75.9	%	30.0-80.0			
3-5PDW-SD	18.9	fL	5.0-20.0			
3-6LPLT#	63	10 <sup>9</sup> /L	0-285			
3-7P-LCR	59.7	↑ %	9.0-50.0			



**Hospital Tel: +639171533903**  
**Hospital Add: McArthur Highway, San Miguel, Calasiao, Pangasinan**



# Pet Doctors Veterinary Supplies and Services

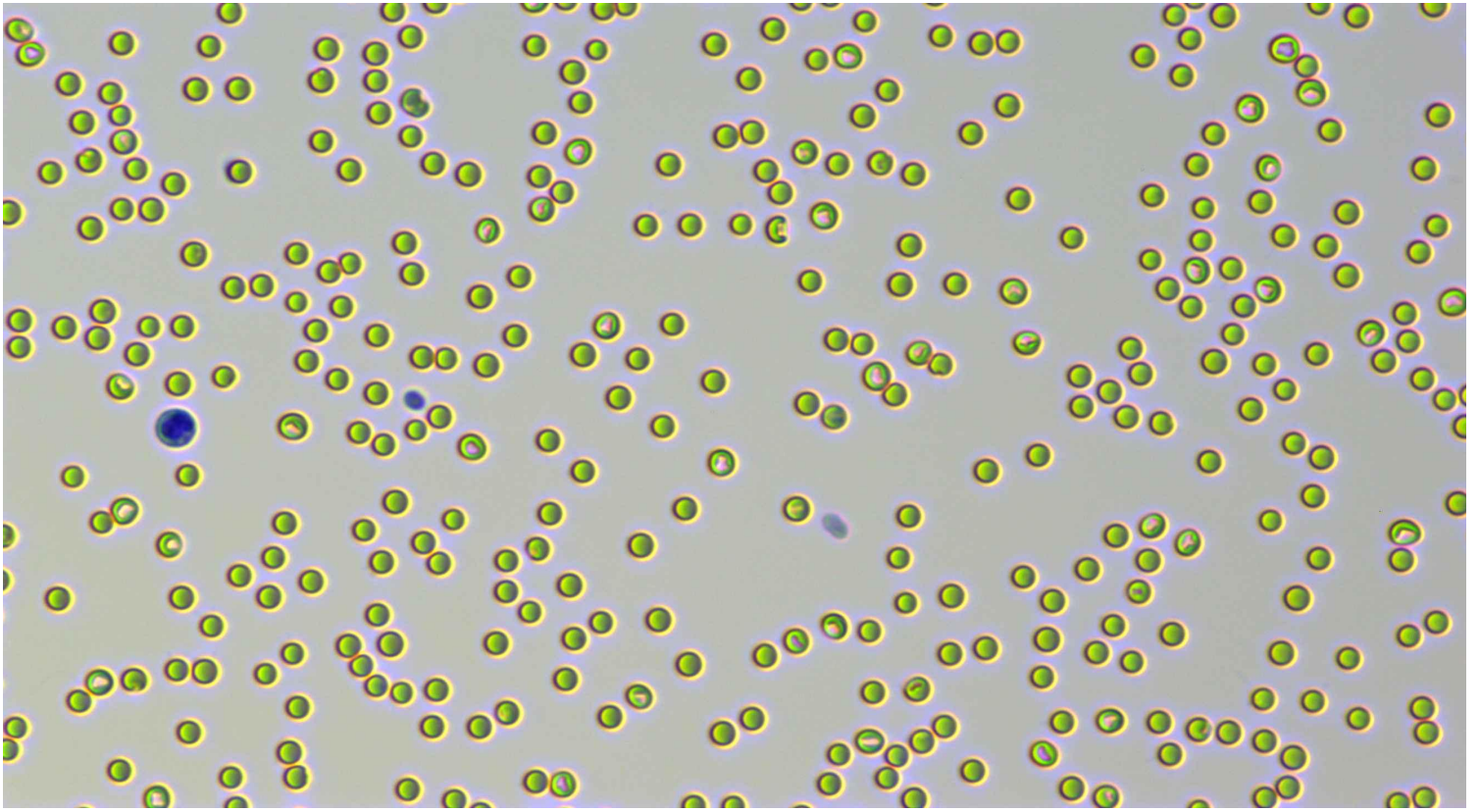
## Blood Morphology Analysis Report

Pet Name: Wacky  
 Gender: Male  
 Sample ID: 260521002

Owner Name: Wendell Parizal  
 Age: 6Y  
 Sample Type: Blood

Species: Canine  
 Patient or Visit NO.:  
 Time Tested: 21/05/2026 10:14:28

### Distribution Chart



Neutrophil stab granulocytes

Count:

Concentration:

Percentage:



Neutrophil segmented granulocytes

Count: 626.0

Concentration:  $11.89 \times 10^9/L$

Percentage: 90.7 Nsg#/WBC



Hypersegmented neutrophils

Count:

Concentration:

Percentage:



Lymphocytes

Count: 19.0

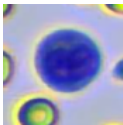
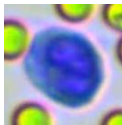
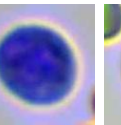
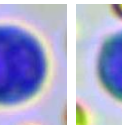

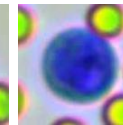
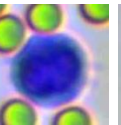
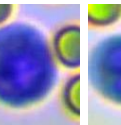


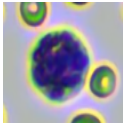
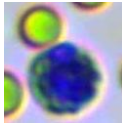



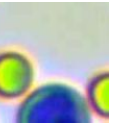



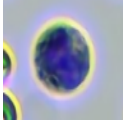






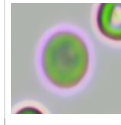

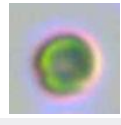











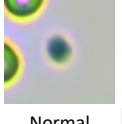

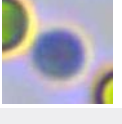

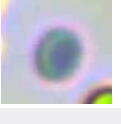






Concentration:  $0.38 \times 10^9/L$

Percentage: 2.9 Lym#/WBC



**Hospital Tel: +639171533903**  
**Hospital Add: McArthur Highway, San Miguel, Calasiao, Pangasinan**



											
Monocytes	Count: 37.0	Concentration: $0.68 \times 10^9/L$				Percentage: 5.2 Mon#/WBC					
											
Eosinophils	Count: 7.0	Concentration: $0.14 \times 10^9/L$				Percentage: 1.1 Eos#/WBC					
	Count:	Concentration:				Percentage:					
Basophils											
											
Normocyte	Count: 98094.0	Concentration: $5.82 \times 10^{12}/L$		Percentage: 99.9 Normocyte#/RBC		Reticulocytes	Count: 27.0	Concentration: $8.33 \times 10^9/L$		Percentage: 0.14 RET#/RBC	
	Count:	Concentration:		Percentage:			Count:	Concentration:		Percentage:	
Nucleated red blood cell						Erythrocyte ghost					
							Count:	Concentration:		Percentage:	
Spherocytes	Count: 145.0	Concentration: $2.48 \times 10^9/L$		Percentage: 0.04 SPH#/RBC		Agglutinated erythrocytes					
							Count:	Concentration:		Percentage:	
Normal platelets	Count: 1763.0	Concentration: $106 \times 10^9/L$		Percentage: 40.3 NPLT#/PLT		Large platelet					
							Count: 16.0	Concentration: $0.00 \times 10^9/L$		Percentage:	
Aggregate platelets											

### Clinical Significance

Nsg#	<b>Elevated levels:</b> It is suggested that various acute infections, inflammations, stress reactions, some hematological diseases, toxic diseases, etc.
Lym#	<b>Decreased levels:</b> It is seen in stress, Cushing's syndrome (Cushing's Syndrome) or use of glucocorticoids, lymphosarcoma, immunosuppressive drugs, and destruction of lymphoid tissue such as lymphangiectasis and lymphadenitis.
HGB	<b>Decreased levels:</b> It is common in anemia caused by various reasons, such as hemolytic anemia, blood loss and anemia caused by parasitic infection.
HCT	<b>Decreased levels:</b> It is common in anemia caused by various reasons.
PLT	<b>Decreased levels:</b> It is common in sample agglutination, such as physiological agglutination in cats, poor anticoagulation after sampling and long-term storage; Accelerated platelet clearance due to various causes, such as primary immune-mediated thrombocytopenia and secondary immune-mediated thrombocytopenia due to autoimmune diseases, tumors, infectious diseases, canine distemper attenuated vaccination, protozoal infection, dirofilariasis, histoplasmosis, and immune complex vasculitis;It is occasionally seen in abnormal platelet production caused by drugs, infections, vaccines, and defective platelet production.
P-LCR	<b>Elevated levels:</b> It is commonly seen in bone marrow reactive thrombocytopenia.

Veterinary Technician: not specified  
Attending Veterinarian: Dr. Mikaela Rabino

Date Reported: 21/05/2026

**This report is solely for the received sample and serves as a diagnostic reference for veterinarians.**



**Hospital Tel: +639171533903**

**Hospital Add: McArthur Highway, San Miguel, Calasiao, Pangasinan**

