

# Pet Doctors Veterinary Supplies and Services

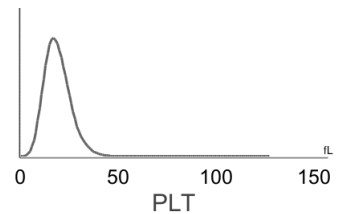
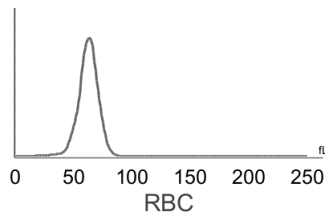
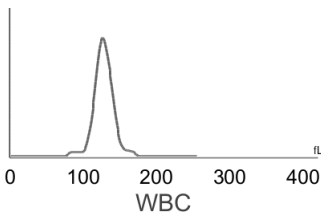
## Blood Morphology Analysis Report

Pet Name: Mio  
 Gender: Male  
 Sample ID: 260521001

Owner Name: Jason Paz  
 Age: 3Y  
 Sample Type: Blood

Species: Canine  
 Patient or Visit NO.:  
 Time Tested: 21/05/2026 09:37:45

Test	Result	Unit	Reference Range	Low	Normal	High
<b>1.WBC</b>						
1-1WBC	16.72	10 <sup>9</sup> /L	6.00-17.00			
1-2Neu#	13.49	↑ 10 <sup>9</sup> /L	3.62-12.30			
1-3Nst#	0.00	10 <sup>9</sup> /L	0.00-1.00			
1-4Nsg#	13.49	↑ 10 <sup>9</sup> /L	2.30-11.50			
1-5Nsh#	0.00	10 <sup>9</sup> /L	0.00-3.50			
1-6Lym#	1.99	10 <sup>9</sup> /L	0.83-4.91			
1-7Mon#	1.15	10 <sup>9</sup> /L	0.14-1.97			
1-8Eos#	0.07	10 <sup>9</sup> /L	0.04-1.62			
1-9Bas#	0.02	10 <sup>9</sup> /L	0.00-0.12			
1-10Neu%	80.7	%	50.0-81.0			
1-11Nst/WBC%	0.0	%	0.0-10.0			
1-12Nsg%	80.7	↑ %	48.0-70.0			
1-13Nsh/WBC%	0.0	%	0.0-15.5			
1-14Lym%	11.9	↓ %	12.0-33.0			
1-15Mon%	6.9	%	2.0-13.0			
1-16Eos%	0.4	↓ %	0.5-10.0			
1-17Bas%	0.1	%	0.0-1.3			
1-18Nst/Neu%	0.0	%	0.0-22.0			
1-19Nsh/Neu%	0.0	%	0.0-20.0			
<b>2.RBC</b>						
2-1RBC	1.74	↓ 10 <sup>12</sup> /L	5.10-8.50			
2-2HGB	39	↓ g/L	110-190			
2-3HCT	14.2	↓ %	35.0-58.0			
2-4MCV	81.4	fL	55.0-83.0			
2-5MCH	22.5	pg	18.0-31.0			
2-6MCHC	319	g/L	260-430			
2-7RDW-CV	14.7	%	11.2-21.3			
2-8RDW-SD	39.5	fL	31.2-51.7			
2-9RET#	10.14	10 <sup>9</sup> /L	3.00-45.00			
2-10RET%	0.58	%	0.00-1.00			
2-11MCVr	45.7	fL	30.0-120.0			
2-12MCVr-CV	44.1	%	20.0-80.0			
2-13NRBC#	0.00	10 <sup>9</sup> /L	0.00-0.10			
2-14NRBC/WBC%	0.00	%	0.00-0.50			
2-15ETG#	0.00	10 <sup>12</sup> /L	0.00-0.10			
2-16ETG%	0.01	%	0.00-3.00			
2-17SPH#	10.16	10 <sup>9</sup> /L	0.00-150.00			
2-18SPH%	0.58	%	0.00-2.00			
2-19AGG#	0.00	10 <sup>9</sup> /L	0.00-0.50			
<b>3.PLT</b>						
3-1PLT	311	10 <sup>9</sup> /L	117-490			
3-2MPV	10.6	fL	8.4-14.1			
3-3PCT	0.329	%	0.090-0.580			
3-4PDW-CV	68.5	%	30.0-80.0			
3-5PDW-SD	12.7	fL	5.0-20.0			
3-6LPLT#	127	10 <sup>9</sup> /L	0-285			
3-7P-LCR	40.9	%	9.0-50.0			



**Hospital Tel: +639171533903**  
**Hospital Add: McArthur Highway, San Miguel, Calasiao, Pangasinan**



# Pet Doctors Veterinary Supplies and Services

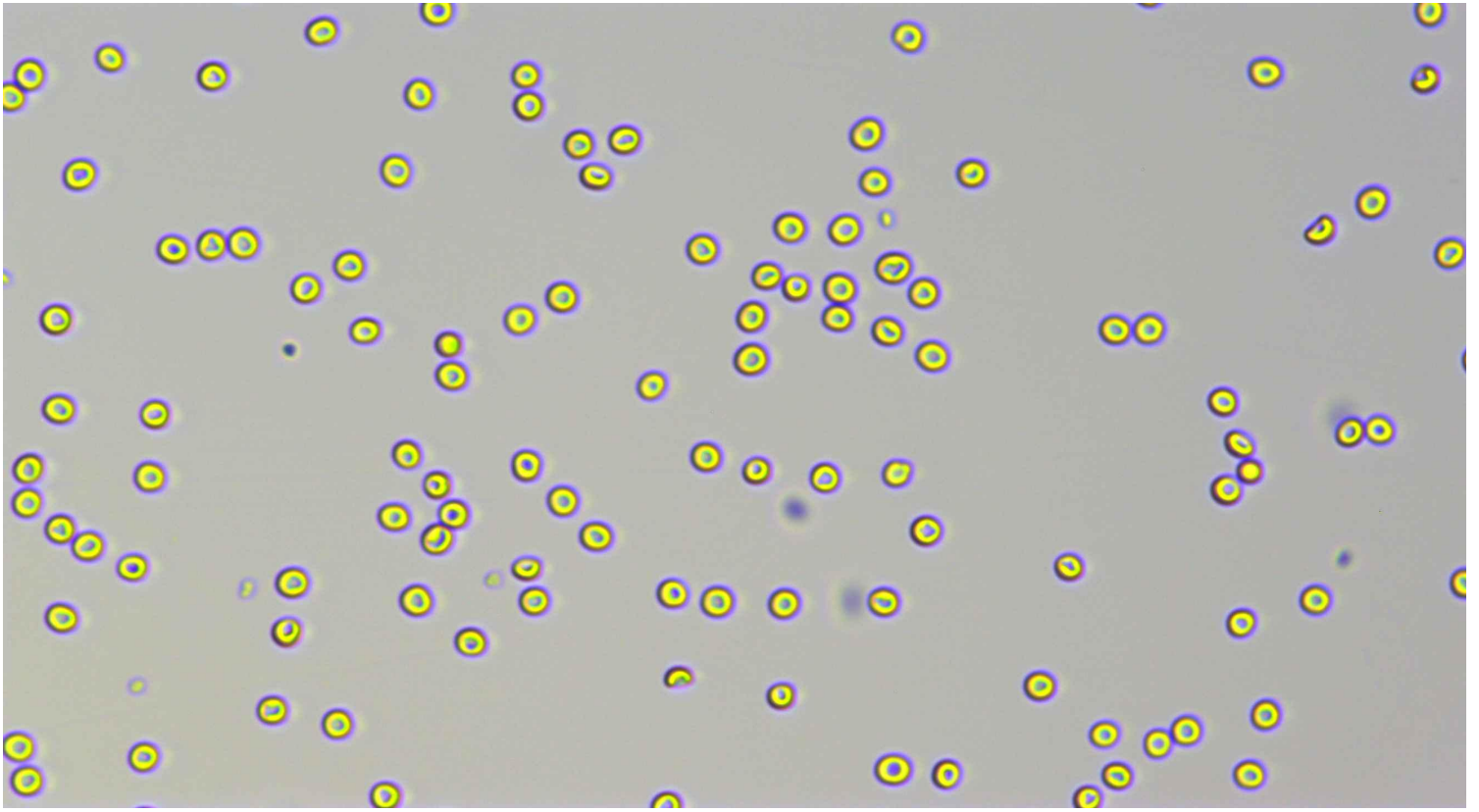
## Blood Morphology Analysis Report

Pet Name: Mio  
 Gender: Male  
 Sample ID: 260521001

Owner Name: Jason Paz  
 Age: 3Y  
 Sample Type: Blood

Species: Canine  
 Patient or Visit NO.:  
 Time Tested: 21/05/2026 09:37:45

### Distribution Chart



Neutrophil stab granulocytes

Count:

Concentration:

Percentage:



Neutrophil segmented granulocytes

Count: 709.0

Concentration:  $13.49 \times 10^9/L$

Percentage: 80.7 Nsg#/WBC



Hypersegmented neutrophils

Count:

Concentration:

Percentage:



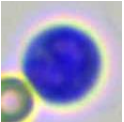
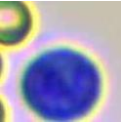
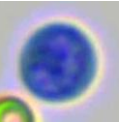
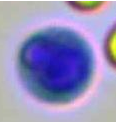
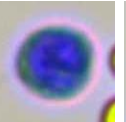
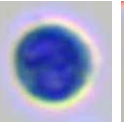
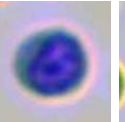
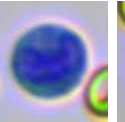
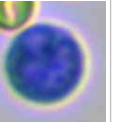
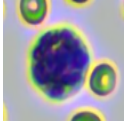



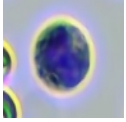






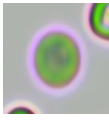

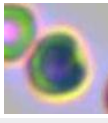

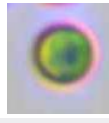





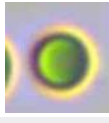











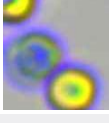





Lymphocytes

Count: 104.0

Concentration:  $1.99 \times 10^9/L$

Percentage: 11.9 Lym#/WBC

										
Monocytes	Count: 59.0	Concentration: $1.15 \times 10^9/L$				Percentage: 6.9 Mon#/WBC				
										
Eosinophils	Count: 3.0	Concentration: $0.07 \times 10^9/L$				Percentage: 0.4 Eos#/WBC				
										
Basophils	Count:	Concentration:				Percentage:				
										
Normocyte	Count: 28806.0	Concentration: $1.74 \times 10^{12}/L$		Percentage: 99.4 Normocyte#/RBC		Reticulocytes	Count: 11.0	Concentration: $10.14 \times 10^9/L$		Percentage: 0.58 RET#/RBC
										
Nucleated red blood cell	Count:	Concentration:				Percentage:				
										
Erythrocyte ghost	Count:	Concentration:				Percentage:				
										
Spherocytes	Count: 537.0	Concentration: $10.16 \times 10^9/L$		Percentage: 0.58 SPH#/RBC		Agglutinated erythrocytes	Count:	Concentration:		Percentage:
										
Normal platelets	Count: 5082.0	Concentration: $311 \times 10^9/L$		Percentage: 59.1 NPLT#/PLT		Large platelet				
										
Aggregate platelets	Count: 10.0	Concentration: $0.00 \times 10^9/L$		Percentage:						

### Clinical Significance

Neu#	<b>Elevated levels:</b> It is suggested that various acute infections, inflammations, stress reactions, some hematological diseases, toxic diseases, etc.
Nsg#	<b>Elevated levels:</b> It is suggested that various acute infections, inflammations, stress reactions, some hematological diseases, toxic diseases, etc.
RBC	<b>Decreased levels:</b> Common of all kinds is urgent, chronic and haemorrhagic anaemia, if ulcer, tumor, operation; and the haemolytic anaemia that helminth infection, autoimmunity haemolysis causes; the nutrition sex anaemia that hidebound causes; the aplastic anaemia that toxic, immune disease, endocrine is maladjusted cause.
HGB	<b>Decreased levels:</b> It is common in anemia caused by various reasons, such as hemolytic anemia, blood loss and anemia caused by parasitic infection.
HCT	<b>Decreased levels:</b> It is common in anemia caused by various reasons.

Veterinary Technician: not specified

Attending Veterinarian: Dr. Mikaela Rabino

Date Reported: 21/05/2026

**This report is solely for the received sample and serves as a diagnostic reference for veterinarians.**



Hospital Tel: +639171533903

Hospital Add: McArthur Highway, San Miguel, Calasiao, Pangasinan

