

Pet Doctors Veterinary Supplies and Services

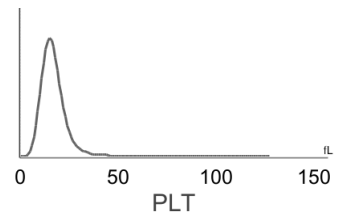
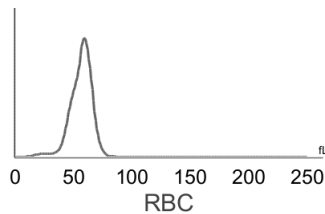
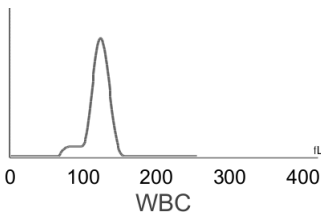

Blood Morphology Analysis Report

Pet Name: Nara
 Gender: Female
 Sample ID: 260522004

Owner Name: Alexis Andrea Franci
 Age: 10M
 Sample Type: Blood

Species: Canine
 Patient or Visit NO.:
 Time Tested: 22/05/2026 14:58:59

Test	Result		Unit	Reference Range	Low	Normal	High
1.WBC							
1-1WBC	23.77	↑	10 ⁹ /L	6.00-17.00			
1-2Neu#	18.42	↑	10 ⁹ /L	3.62-12.30			
1-3Nst#	0.00		10 ⁹ /L	0.00-1.00			
1-4Nsg#	18.42	↑	10 ⁹ /L	2.30-11.50			
1-5Nsh#	0.00		10 ⁹ /L	0.00-3.50			
1-6Lym#	1.95		10 ⁹ /L	0.83-4.91			
1-7Mon#	1.88		10 ⁹ /L	0.14-1.97			
1-8Eos#	1.52		10 ⁹ /L	0.04-1.62			
1-9Bas#	0.00		10 ⁹ /L	0.00-0.12			
1-10Neu%	77.5		%	50.0-81.0			
1-11Nst/WBC%	0.0		%	0.0-10.0			
1-12Nsg%	77.5	↑	%	48.0-70.0			
1-13Nsh/WBC%	0.0		%	0.0-15.5			
1-14Lym%	8.2	↓	%	12.0-33.0			
1-15Mon%	7.9		%	2.0-13.0			
1-16Eos%	6.4		%	0.5-10.0			
1-17Bas%	0.0		%	0.0-1.3			
1-18Nst/Neu%	0.0		%	0.0-22.0			
1-19Nsh/Neu%	0.0		%	0.0-20.0			
2.RBC							
2-1RBC	7.71		10 ¹² /L	5.10-8.50			
2-2HGB	168		g/L	110-190			
2-3HCT	51.1		%	35.0-58.0			
2-4MCV	66.2		fL	55.0-83.0			
2-5MCH	21.8		pg	18.0-31.0			
2-6MCHC	339		g/L	260-430			
2-7RDW-CV	16.7		%	11.2-21.3			
2-8RDW-SD	40.9		fL	31.2-51.7			
2-9RET#	8.45		10 ⁹ /L	3.00-45.00			
2-10RET%	0.11		%	0.00-1.00			
2-11MCVr	44.4		fL	30.0-120.0			
2-12MCVr-CV	41.1		%	20.0-80.0			
2-13NRBC#	0.00		10 ⁹ /L	0.00-0.10			
2-14NRBC/WBC%	0.00		%	0.00-0.50			
2-15ETG#	0.00		10 ¹² /L	0.00-0.10			
2-16ETG%	0.01		%	0.00-3.00			
2-17SPH#	15.81		10 ⁹ /L	0.00-150.00			
2-18SPH%	0.21		%	0.00-2.00			
2-19AGG#	0.00		10 ⁹ /L	0.00-0.50			
3.PLT							
3-1PLT	413		10 ⁹ /L	117-490			
3-2MPV	9.5		fL	8.4-14.1			
3-3PCT	0.390		%	0.090-0.580			
3-4PDW-CV	62.4		%	30.0-80.0			
3-5PDW-SD	9.9		fL	5.0-20.0			
3-6LPLT#	86		10 ⁹ /L	0-285			
3-7P-LCR	20.9		%	9.0-50.0			



Hospital Tel: +639171533903
Hospital Add: McArthur Highway, San Miguel, Calasiao, Pangasinan



Pet Doctors Veterinary Supplies and Services

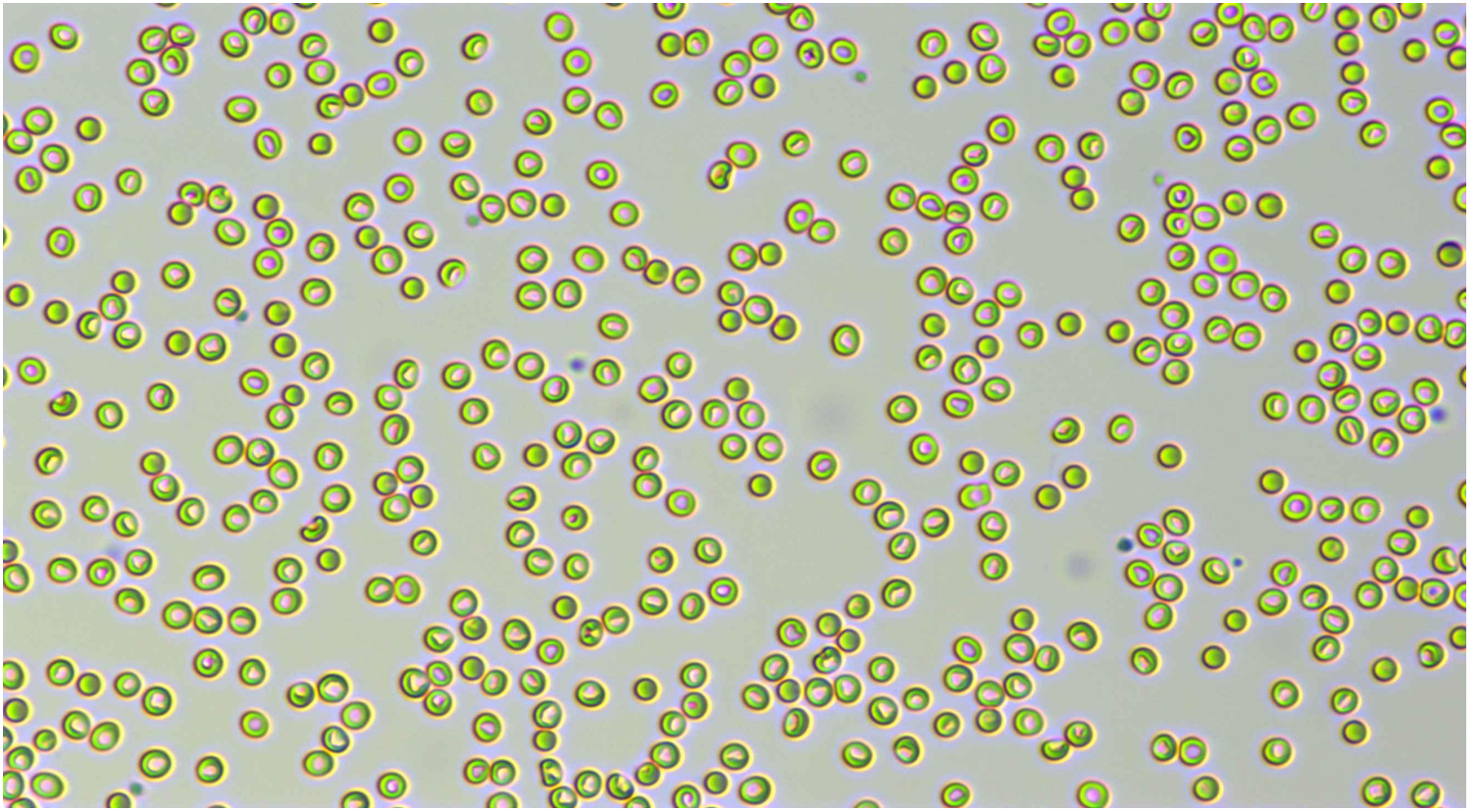
Blood Morphology Analysis Report

Pet Name: Nara
 Gender: Female
 Sample ID: 260522004

Owner Name: Alexis Andrea Franci
 Age: 10M
 Sample Type: Blood

Species: Canine
 Patient or Visit NO.:
 Time Tested: 22/05/2026 14:58:59

Distribution Chart



Neutrophil stab granulocytes


Count:

Concentration:

Percentage:



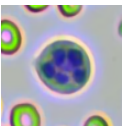
Neutrophil segmented granulocytes



Count: 958.0

Concentration: $18.42 \times 10^9/L$

Percentage: 77.5 Nsg#/WBC




Hypersegmented neutrophils


Count:

Concentration:

Percentage:




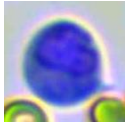
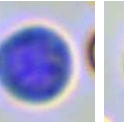
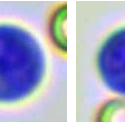
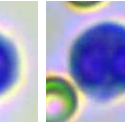
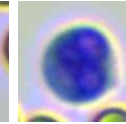
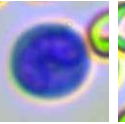



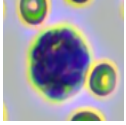
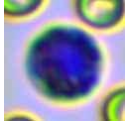
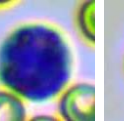
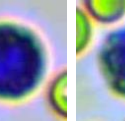
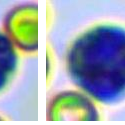
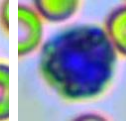
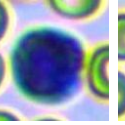
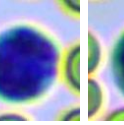
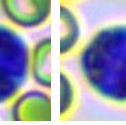

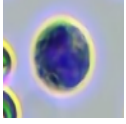






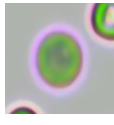
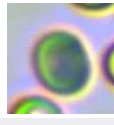



















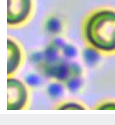

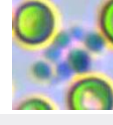
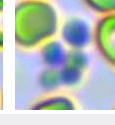
Lymphocytes



Count: 100.0

Concentration: $1.95 \times 10^9/L$

Percentage: 8.2 Lym#/WBC

										
Monocytes	Count: 98.0	Concentration: $1.88 \times 10^9/L$				Percentage: 7.9 Mon#/WBC				
										
Eosinophils	Count: 78.0	Concentration: $1.52 \times 10^9/L$				Percentage: 6.4 Eos#/WBC				
	Count:	Concentration:				Percentage:				
Basophils										
										
Normocyte	Count: 129141.0	Concentration: $7.71 \times 10^{12}/L$		Percentage: 99.8 Normocyte#/RBC		Reticulocytes	Count: 2.0	Concentration: $8.45 \times 10^9/L$		Percentage: 0.11 RET#/RBC
	Count:	Concentration:		Percentage:			Count:	Concentration:		Percentage:
Nucleated red blood cell						Erythrocyte ghost				
							Count:	Concentration:		Percentage:
Spherocytes	Count: 912.0	Concentration: $15.81 \times 10^9/L$		Percentage: 0.21 SPH#/RBC		Agglutinated erythrocytes				
							Count:	Concentration:		Percentage:
Normal platelets	Count: 6625.0	Concentration: $413 \times 10^9/L$		Percentage: 79.1 NPLT#/PLT		Large platelet				
							Count: 16.0	Concentration: $0.00 \times 10^9/L$		Percentage:
Aggregate platelets										

Clinical Significance

Neu# **Elevated levels:** It is suggested that various acute infections, inflammations, stress reactions, some hematological diseases, toxic diseases, etc.
 Nsg# **Elevated levels:** It is suggested that various acute infections, inflammations, stress reactions, some hematological diseases, toxic diseases, etc.

Veterinary Technician: not specified

Attending Veterinarian: Dr. Marian Grace Wanagen

Date Reported: 22/05/2026

This report is solely for the received sample and serves as a diagnostic reference for veterinarians.