

# Pet Doctors Veterinary Supplies and Services

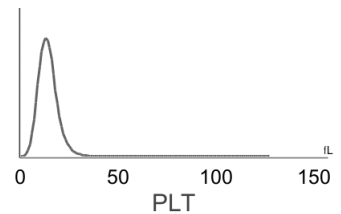
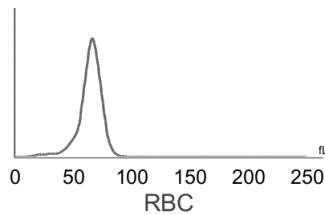
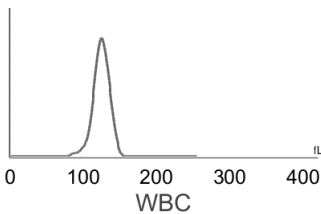
## Blood Morphology Analysis Report

Pet Name: Rocky  
 Gender: Male  
 Sample ID: 260522005

Owner Name: Eric Dee  
 Age: 8Y  
 Sample Type: Blood

Species: Canine  
 Patient or Visit NO.:  
 Time Tested: 22/05/2026 16:33:38

Test	Result	Unit	Reference Range	Low	Normal	High
<b>1.WBC</b>						
1-1WBC	16.76	10 <sup>9</sup> /L	6.00-17.00			
1-2Neu#	13.02	↑ 10 <sup>9</sup> /L	3.62-12.30			
1-3Nst#	0.00	10 <sup>9</sup> /L	0.00-1.00			
1-4Nsg#	13.02	↑ 10 <sup>9</sup> /L	2.30-11.50			
1-5Nsh#	0.00	10 <sup>9</sup> /L	0.00-3.50			
1-6Lym#	1.51	10 <sup>9</sup> /L	0.83-4.91			
1-7Mon#	1.46	10 <sup>9</sup> /L	0.14-1.97			
1-8Eos#	0.77	10 <sup>9</sup> /L	0.04-1.62			
1-9Bas#	0.00	10 <sup>9</sup> /L	0.00-0.12			
1-10Neu%	77.7	%	50.0-81.0			
1-11Nst/WBC%	0.0	%	0.0-10.0			
1-12Nsg%	77.7	↑ %	48.0-70.0			
1-13Nsh/WBC%	0.0	%	0.0-15.5			
1-14Lym%	9.0	↓ %	12.0-33.0			
1-15Mon%	8.7	%	2.0-13.0			
1-16Eos%	4.6	%	0.5-10.0			
1-17Bas%	0.0	%	0.0-1.3			
1-18Nst/Neu%	0.0	%	0.0-22.0			
1-19Nsh/Neu%	0.0	%	0.0-20.0			
<b>2.RBC</b>						
2-1RBC	5.88	10 <sup>12</sup> /L	5.10-8.50			
2-2HGB	149	g/L	110-190			
2-3HCT	44.5	%	35.0-58.0			
2-4MCV	75.8	fL	55.0-83.0			
2-5MCH	25.4	pg	18.0-31.0			
2-6MCHC	342	g/L	260-430			
2-7RDW-CV	13.1	%	11.2-21.3			
2-8RDW-SD	36.9	fL	31.2-51.7			
2-9RET#	11.92	10 <sup>9</sup> /L	3.00-45.00			
2-10RET%	0.20	%	0.00-1.00			
2-11MCVr	44.9	fL	30.0-120.0			
2-12MCVr-CV	45.1	%	20.0-80.0			
2-13NRBC#	0.00	10 <sup>9</sup> /L	0.00-0.10			
2-14NRBC/WBC%	0.00	%	0.00-0.50			
2-15ETG#	0.00	10 <sup>12</sup> /L	0.00-0.10			
2-16ETG%	0.00	%	0.00-3.00			
2-17SPH#	13.01	10 <sup>9</sup> /L	0.00-150.00			
2-18SPH%	0.22	%	0.00-2.00			
2-19AGG#	0.00	10 <sup>9</sup> /L	0.00-0.50			
<b>3.PLT</b>						
3-1PLT	548	↑ 10 <sup>9</sup> /L	117-490			
3-2MPV	8.2	↓ fL	8.4-14.1			
3-3PCT	0.447	%	0.090-0.580			
3-4PDW-CV	62.0	%	30.0-80.0			
3-5PDW-SD	8.5	fL	5.0-20.0			
3-6LPLT#	44	10 <sup>9</sup> /L	0-285			
3-7P-LCR	8.0	↓ %	9.0-50.0			



**Hospital Tel: +639171533903**  
**Hospital Add: McArthur Highway, San Miguel, Calasiao, Pangasinan**



# Pet Doctors Veterinary Supplies and Services

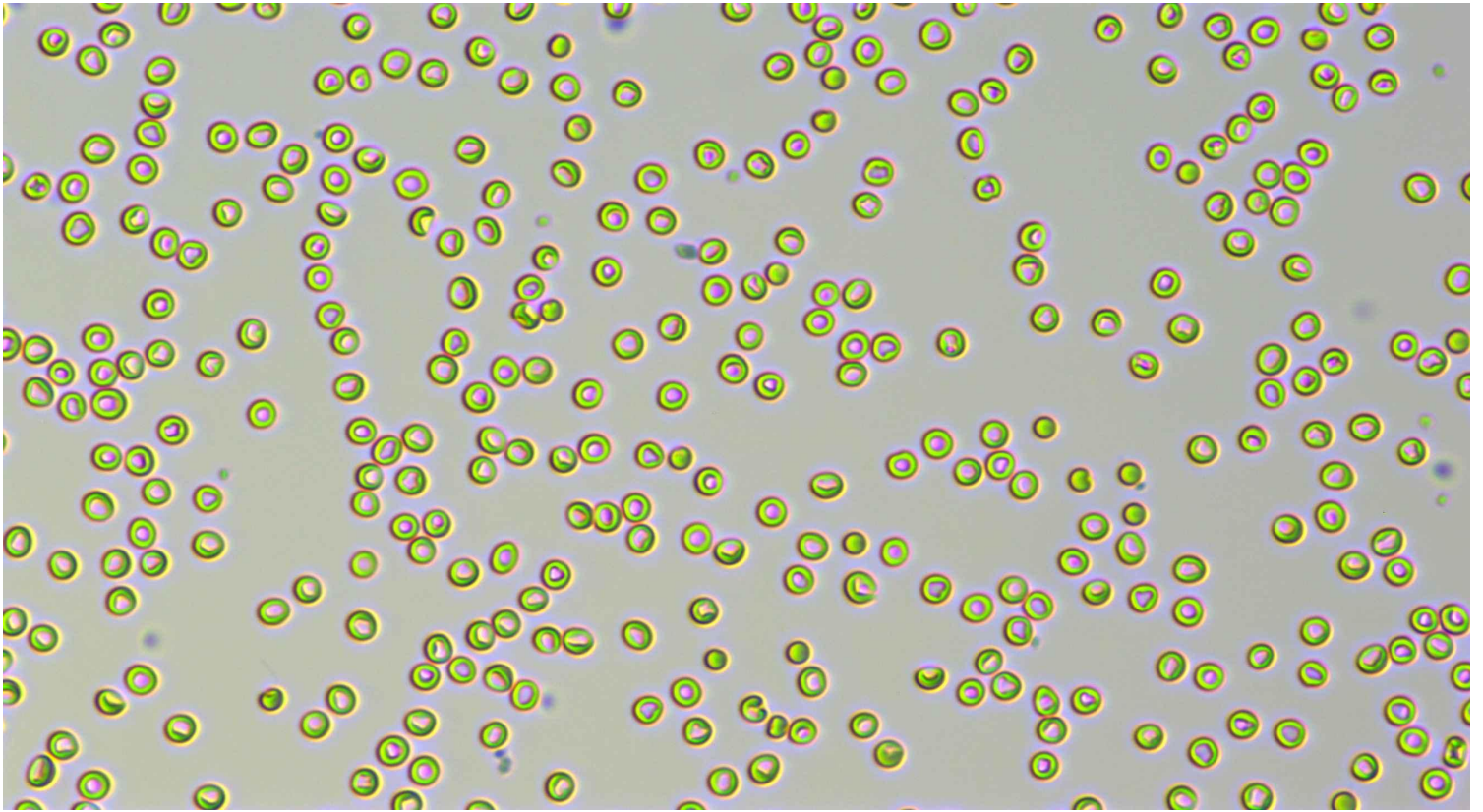
## Blood Morphology Analysis Report

Pet Name: Rocky  
 Gender: Male  
 Sample ID: 260522005

Owner Name: Eric Dee  
 Age: 8Y  
 Sample Type: Blood

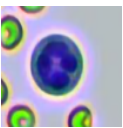
Species: Canine  
 Patient or Visit NO.:  
 Time Tested: 22/05/2026 16:33:38

### Distribution Chart




Neutrophil stab granulocytes

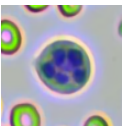
Count:	Concentration:	Percentage:
--------	----------------	-------------



Neutrophil segmented granulocytes




Count: 677.0	Concentration: $13.02 \times 10^9/L$	Percentage: 77.7 Nsg#/WBC
--------------	--------------------------------------	---------------------------




Hypersegmented neutrophils


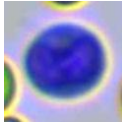

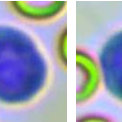
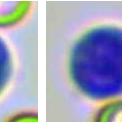
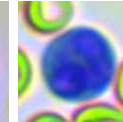
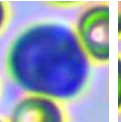
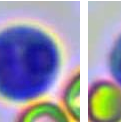
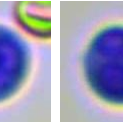


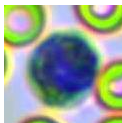
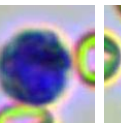

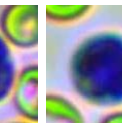
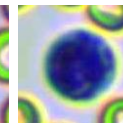
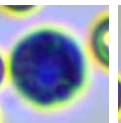
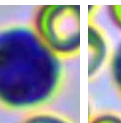
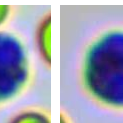








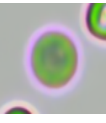
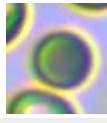


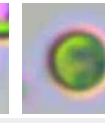
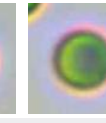










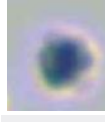






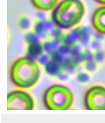
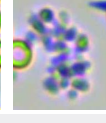
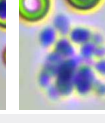


Count:	Concentration:	Percentage:
--------	----------------	-------------



Lymphocytes



Count: 79.0	Concentration: $1.51 \times 10^9/L$	Percentage: 9.0 Lym#/WBC
-------------	-------------------------------------	--------------------------

											
Monocytes	Count: 75.0	Concentration: $1.46 \times 10^9/L$				Percentage: 8.7 Mon#/WBC					
											
Eosinophils	Count: 40.0	Concentration: $0.77 \times 10^9/L$				Percentage: 4.6 Eos#/WBC					
	Count:	Concentration:				Percentage:					
Basophils											
											
Normocyte	Count: 98507.0	Concentration: $5.88 \times 10^{12}/L$		Percentage: 99.7 Normocyte#/RBC		Reticulocytes	Count: 57.0	Concentration: $11.92 \times 10^9/L$		Percentage: 0.20 RET#/RBC	
	Count:	Concentration:		Percentage:			Count:	Concentration:		Percentage:	
Nucleated red blood cell						Erythrocyte ghost					
							Count:	Concentration:		Percentage:	
Spherocytes	Count: 733.0	Concentration: $13.01 \times 10^9/L$		Percentage: 0.22 SPH#/RBC		Agglutinated erythrocytes					
							Count:	Concentration:		Percentage:	
Normal platelets	Count: 8084.0	Concentration: $548 \times 10^9/L$		Percentage: 92.0 NPLT#/PLT		Large platelet					
							Count: 127.0	Concentration: $0.00 \times 10^9/L$		Percentage:	
Aggregate platelets											

### Clinical Significance

Neu#	<b>Elevated levels:</b> It is suggested that various acute infections, inflammations, stress reactions, some hematological diseases, toxic diseases, etc.
Nsg#	<b>Elevated levels:</b> It is suggested that various acute infections, inflammations, stress reactions, some hematological diseases, toxic diseases, etc.
PLT	<b>Elevated levels:</b> Most of them are physiological or secondary, rarely seen in primary. The former is commonly seen in tumors, gastrointestinal diseases such as pancreatitis, hepatitis, inflammatory bowel disease (IBD), colitis, immune-mediated diseases, blood loss/bleeding from various causes, fractures, use of glucocorticoids or antineoplastic drugs, dogs after splenectomy, exercise or injection of epinephrine, etc.; the latter is rarely seen in myeloproliferative diseases.
MPV	<b>Decreased levels:</b> It is common in the early stage of immune-mediated thrombocytopenia and bone marrow failure.

Veterinary Technician: not specified

Attending Veterinarian: Dr. Marian Grace Wanagen

Date Reported: 22/05/2026

**This report is solely for the received sample and serves as a diagnostic reference for veterinarians.**



Hospital Tel: +639171533903

Hospital Add: McArthur Highway, San Miguel, Calasiao, Pangasinan

