

Pet Doctors Veterinary Supplies and Services

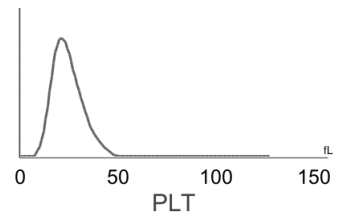
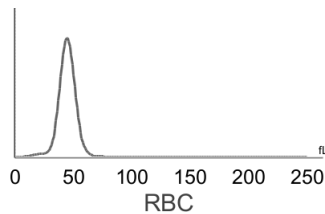
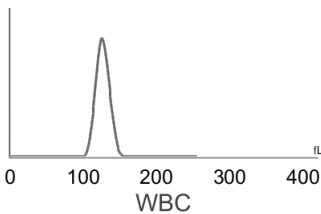
Blood Morphology Analysis Report

Pet Name: Neonki
 Gender: Male
 Sample ID: 260522006

Owner Name: Shalymar Erto
 Age: 4M
 Sample Type: Blood

Species: Feline
 Patient or Visit NO.:
 Time Tested: 22/05/2026 18:19:17

Test	Result	Unit	Reference Range	Low	Normal	High
1.WBC						
1-1WBC	10.12	10 ⁹ /L	3.26-19.00			
1-2Neu#	8.84	10 ⁹ /L	1.75-11.50			
1-3Nst#	0.47	10 ⁹ /L	0.00-1.00			
1-4Nsg#	8.37	10 ⁹ /L	2.10-11.00			
1-5Nsh#	0.00	10 ⁹ /L	0.00-0.50			
1-6Lym#	0.90	10 ⁹ /L	0.73-7.86			
1-7Mon#	0.17	10 ⁹ /L	0.07-1.79			
1-8Eos#	0.19	10 ⁹ /L	0.06-1.93			
1-9Bas#	0.02	10 ⁹ /L	0.00-0.15			
1-10Neu%	87.3	↑ %	30.0-80.0			
1-11Nst/WBC%	4.7	%	0.0-12.0			
1-12Nsg%	82.6	↑ %	35.0-70.0			
1-13Nsh/WBC%	0.0	%	0.0-3.0			
1-14Lym%	8.9	%	7.0-50.0			
1-15Mon%	1.7	%	1.0-13.0			
1-16Eos%	1.9	%	0.5-11.0			
1-17Bas%	0.2	%	0.0-1.5			
1-18Nst/Neu%	5.3	%	0.0-16.0			
1-19Nsh/Neu%	0.0	%	0.0-5.0			
2.RBC						
2-1RBC	9.48	10 ¹² /L	4.60-10.20			
2-2HGB	154	↑ g/L	85-153			
2-3HCT	44.4	%	28.0-49.0			
2-4MCV	46.8	fL	35.0-58.0			
2-5MCH	16.3	pg	10.0-20.0			
2-6MCHC	353	g/L	250-430			
2-7RDW-CV	17.0	%	15.0-26.0			
2-8RDW-SD	29.8	fL	25.1-46.3			
2-9RET#	7.80	10 ⁹ /L	3.66-54.06			
2-10RET%	0.08	%	0.05-1.17			
2-11MCVr	49.2	fL	30.0-120.0			
2-12MCVr-CV	45.6	%	20.0-80.0			
2-13NRBC#	0.00	10 ⁹ /L	0.00-0.10			
2-14NRBC/WBC%	0.00	%	0.00-0.50			
2-15ETG#	0.00	10 ¹² /L	0.00-0.15			
2-16ETG%	0.02	%	0.00-3.00			
2-17SPH#	1.40	10 ⁹ /L	0.00-150.00			
2-18SPH%	0.02	%	0.00-3.00			
2-19AGG#	0.00	10 ⁹ /L	0.00-0.50			
3.PLT						
3-1PLT	220	10 ⁹ /L	100-518			
3-2MPV	15.2	fL	9.9-16.3			
3-3PCT	0.334	%	0.090-0.700			
3-4PDW-CV	61.7	%	40.0-75.0			
3-5PDW-SD	14.5	fL	7.0-31.5			
3-6LPLT#	119	10 ⁹ /L	0-285			
3-7P-LCR	54.1	%	9.0-55.0			



Hospital Tel: +639171533903
Hospital Add: McArthur Highway, San Miguel, Calasiao, Pangasinan



Pet Doctors Veterinary Supplies and Services

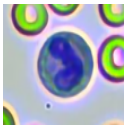
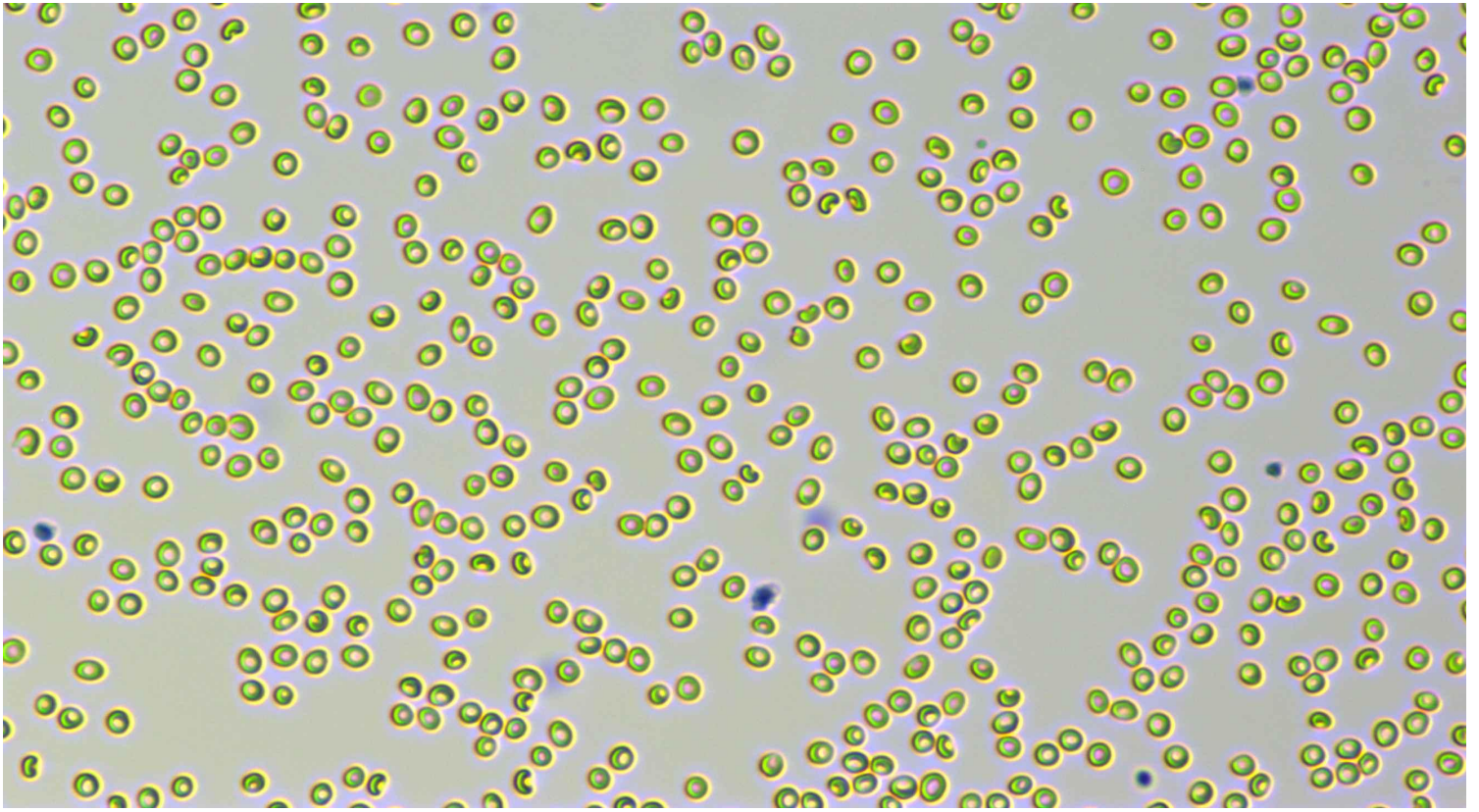
Blood Morphology Analysis Report

Pet Name: Neonki
 Gender: Male
 Sample ID: 260522006

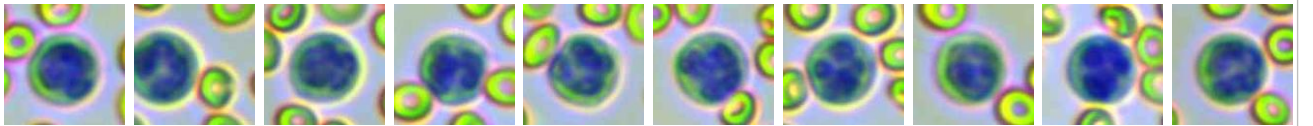
Owner Name: Shalymar Erto
 Age: 4M
 Sample Type: Blood

Species: Feline
 Patient or Visit NO.:
 Time Tested: 22/05/2026 18:19:17

Distribution Chart



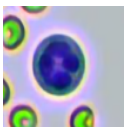
Neutrophil stab granulocytes




Count: 27.0

Concentration: $0.47 \times 10^9/L$

Percentage: 4.7 Nst#/WBC



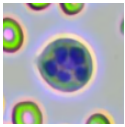
Neutrophil segmented granulocytes



Count: 462.0

Concentration: $8.37 \times 10^9/L$

Percentage: 82.6 Nsg#/WBC




Hypersegmented neutrophils


Count:

Concentration:

Percentage:



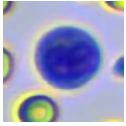
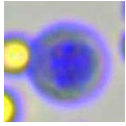
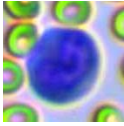
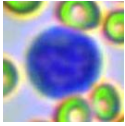
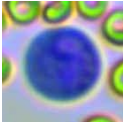
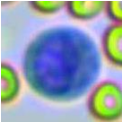
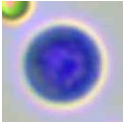
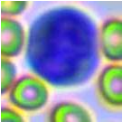
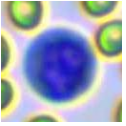
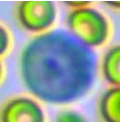
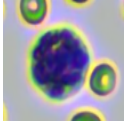
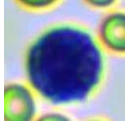
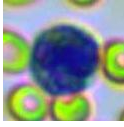
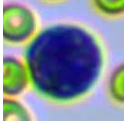
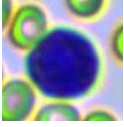
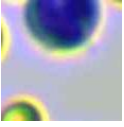
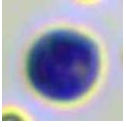
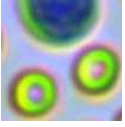
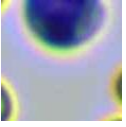
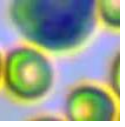
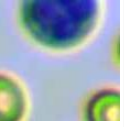
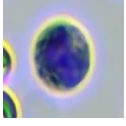

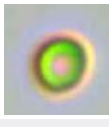




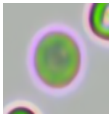







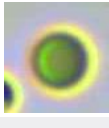






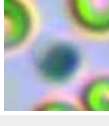






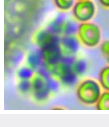

Lymphocytes



Count: 51.0

Concentration: $0.90 \times 10^9/L$

Percentage: 8.9 Lym#/WBC

										
Monocytes	Count: 9.0	Concentration: $0.17 \times 10^9/L$				Percentage: 1.7 Mon#/WBC				
										
Eosinophils	Count: 10.0	Concentration: $0.19 \times 10^9/L$				Percentage: 1.9 Eos#/WBC				
	Count:									
Basophils	Concentration:				Percentage:					
										
Normocyte	Count: 151960.0	Concentration: $9.48 \times 10^{12}/L$		Percentage: 100.0 Normocyte#/RBC		Reticulocytes	Count: 7.0	Concentration: $7.80 \times 10^9/L$		Percentage: 0.08 RET#/RBC
	Count:									
Nucleated red blood cell	Concentration:				Percentage:					
	Count:									
Erythrocyte ghost	Concentration:				Percentage:					
							Count:			
Spherocytes	Count: 74.0	Concentration: $1.40 \times 10^9/L$		Percentage: 0.02 SPH#/RBC		Agglutinated erythrocytes	Concentration:			
							Count:			
Normal platelets	Count: 3494.0	Concentration: $220 \times 10^9/L$		Percentage: 45.9 NPLT#/PLT		Large platelet	Concentration:			
			Count:							
Aggregate platelets	Count: 2.0	Concentration: $0.00 \times 10^9/L$		Percentage:						

Clinical Significance

HGB

Elevated levels: Relative polycythemia caused by dehydration, vomiting, diarrhea, etc. is common, as well as related diseases caused by compensatory increase or pathological increase of erythropoietin (such as renal cyst, hydronephrosis, hypernephrosis, hyperthyroidism, etc.) due to various reasons; it can be seen in transient polycythemia and polycythemia vera caused by spleen contraction in excitable dogs and cats or some large breeds.

Veterinary Technician: not specified

Attending Veterinarian: Dr. Marian Grace Wanagen

Date Reported: 23/05/2026

This report is solely for the received sample and serves as a diagnostic reference for veterinarians.