

Pet Doctors Veterinary Supplies and Services

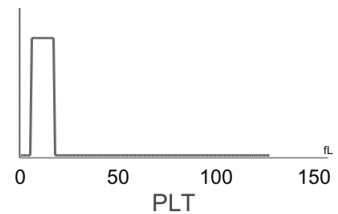
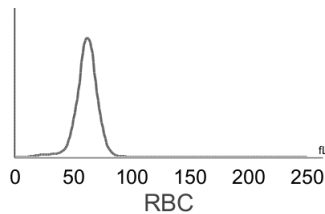
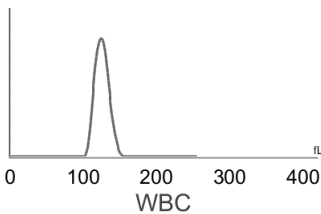
Blood Morphology Analysis Report

Pet Name: Moon
 Gender: Female
 Sample ID: 260523004

Owner Name: Nazareth Fontiveros
 Age: 2Y
 Sample Type: Blood

Species: Canine
 Patient or Visit NO.:
 Time Tested: 23/05/2026 13:39:19

Test	Result	Unit	Reference Range	Low	Normal	High
1.WBC						
1-1WBC	9.50	10 ⁹ /L	6.00-17.00			
1-2Neu#	7.65	10 ⁹ /L	3.62-12.30			
1-3Nst#	0.00	10 ⁹ /L	0.00-1.00			
1-4Nsg#	7.65	10 ⁹ /L	2.30-11.50			
1-5Nsh#	0.00	10 ⁹ /L	0.00-3.50			
1-6Lym#	0.97	10 ⁹ /L	0.83-4.91			
1-7Mon#	0.77	10 ⁹ /L	0.14-1.97			
1-8Eos#	0.08	10 ⁹ /L	0.04-1.62			
1-9Bas#	0.03	10 ⁹ /L	0.00-0.12			
1-10Neu%	80.6	%	50.0-81.0			
1-11Nst/WBC%	0.0	%	0.0-10.0			
1-12Nsg%	80.6	↑ %	48.0-70.0			
1-13Nsh/WBC%	0.0	%	0.0-15.5			
1-14Lym%	10.2	↓ %	12.0-33.0			
1-15Mon%	8.1	%	2.0-13.0			
1-16Eos%	0.8	%	0.5-10.0			
1-17Bas%	0.3	%	0.0-1.3			
1-18Nst/Neu%	0.0	%	0.0-22.0			
1-19Nsh/Neu%	0.0	%	0.0-20.0			
2.RBC						
2-1RBC	4.16	↓ 10 ¹² /L	5.10-8.50			
2-2HGB	97	↓ g/L	110-190			
2-3HCT	29.9	↓ %	35.0-58.0			
2-4MCV	72.0	fL	55.0-83.0			
2-5MCH	23.3	pg	18.0-31.0			
2-6MCHC	335	g/L	260-430			
2-7RDW-CV	15.1	%	11.2-21.3			
2-8RDW-SD	39.8	fL	31.2-51.7			
2-9RET#	33.99	10 ⁹ /L	3.00-45.00			
2-10RET%	0.82	%	0.00-1.00			
2-11MCVr	48.9	fL	30.0-120.0			
2-12MCVr-CV	40.3	%	20.0-80.0			
2-13NRBC#	0.00	10 ⁹ /L	0.00-0.10			
2-14NRBC/WBC%	0.00	%	0.00-0.50			
2-15ETG#	0.00	10 ¹² /L	0.00-0.10			
2-16ETG%	0.00	%	0.00-3.00			
2-17SPH#	20.35	10 ⁹ /L	0.00-150.00			
2-18SPH%	0.49	%	0.00-2.00			
2-19AGG#	0.00	10 ⁹ /L	0.00-0.50			
3.PLT						
3-1PLT	208	10 ⁹ /L	117-490			
3-2MPV	10.2	fL	8.4-14.1			
3-3PCT	0.212	%	0.090-0.580			
3-4PDW-CV	46.1	%	30.0-80.0			
3-5PDW-SD	11.2	fL	5.0-20.0			
3-6LPLT#	13	10 ⁹ /L	0-285			
3-7P-LCR	6.3	↓ %	9.0-50.0			



Hospital Tel: +639171533903
 Hospital Add: McArthur Highway, San Miguel, Calasiao, Pangasinan



Pet Doctors Veterinary Supplies and Services

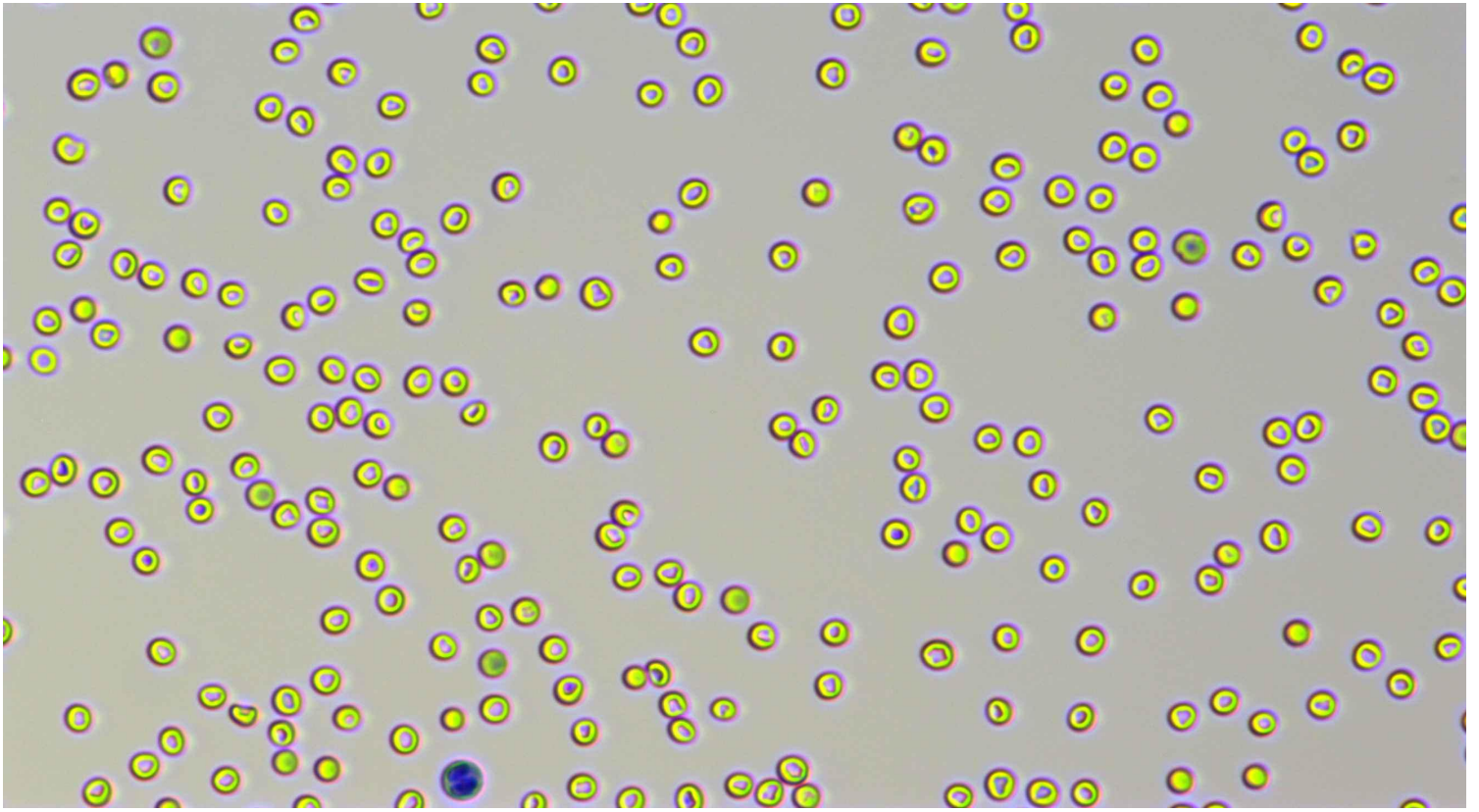
Blood Morphology Analysis Report

Pet Name: Moon
 Gender: Female
 Sample ID: 260523004

Owner Name: Nazareth Fontiveros
 Age: 2Y
 Sample Type: Blood

Species: Canine
 Patient or Visit NO.:
 Time Tested: 23/05/2026 13:39:19

Distribution Chart



Neutrophil stab granulocytes

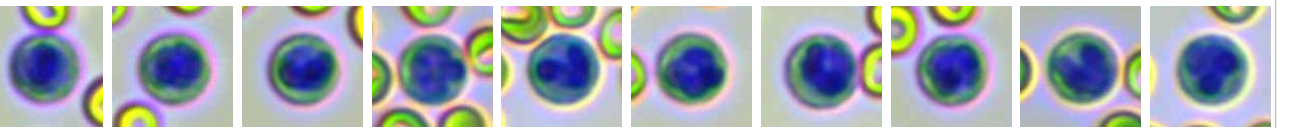
Count:

Concentration:

Percentage:



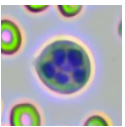
Neutrophil segmented granulocytes



Count: 402.0

Concentration: $7.65 \times 10^9/L$

Percentage: 80.6 Nsg#/WBC




Hypersegmented neutrophils

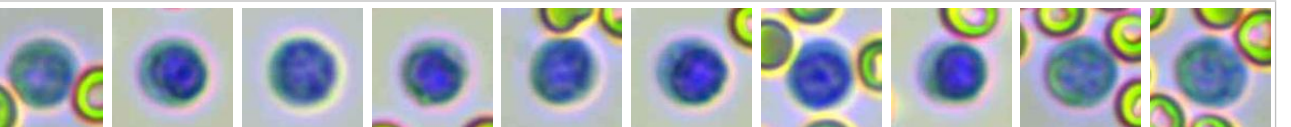
Count:

Concentration:

Percentage:



Lymphocytes



Count: 51.0

Concentration: $0.97 \times 10^9/L$


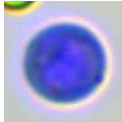
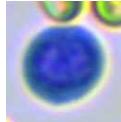
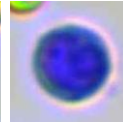
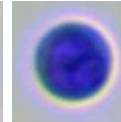
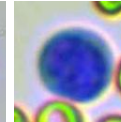
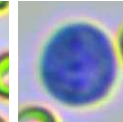
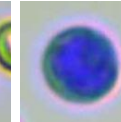
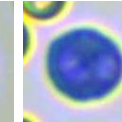
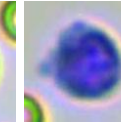
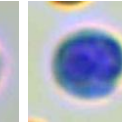
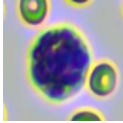
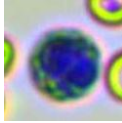
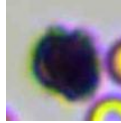


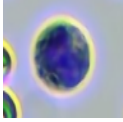

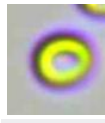




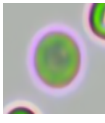

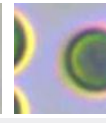
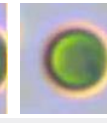
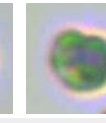
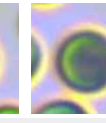












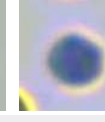

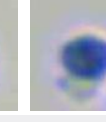

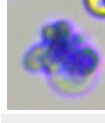

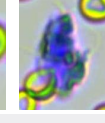


Percentage: 10.2 Lym#/WBC



Hospital Tel: +639171533903

Hospital Add: McArthur Highway, San Miguel, Calasiao, Pangasinan



											
Monocytes	Count: 43.0	Concentration: $0.77 \times 10^9/L$				Percentage: 8.1 Mon#/WBC					
											
Eosinophils	Count: 4.0	Concentration: $0.08 \times 10^9/L$				Percentage: 0.8 Eos#/WBC					
	Count:				Concentration:				Percentage:		
Basophils											
											
Normocyte	Count: 68579.0	Concentration: $4.16 \times 10^{12}/L$		Percentage: 98.9 Normocyte#/RBC		Reticulocytes	Count: 476.0	Concentration: $33.99 \times 10^9/L$		Percentage: 0.82 RET#/RBC	
	Count:				Concentration:				Percentage:		
Nucleated red blood cell											
	Count:				Concentration:				Percentage:		
Erythrocyte ghost											
											
Spherocytes	Count: 1152.0	Concentration: $20.35 \times 10^9/L$		Percentage: 0.49 SPH#/RBC		Agglutinated erythrocytes	Count: Concentration: Percentage:				
											
Normal platelets	Count: 147.0	Concentration: $208 \times 10^9/L$		Percentage: 93.8 NPLT#/PLT		Large platelet Count: Concentration: Percentage:					
											
Aggregate platelets	Count: 8.0	Concentration: $0.00 \times 10^9/L$		Percentage:							

Clinical Significance

RBC	Decreased levels: Common of all kinds is urgent, chronic and haemorrhagic anaemia, if ulcer, tumor, operation; and the haemolytic anaemia that helminth infection, autoimmunity haemolysis causes; the nutrition sex anaemia that hidebound causes; the aplastic anaemia that toxic, immune disease, endocrine is maladjusted cause.
HGB	Decreased levels: It is common in anemia caused by various reasons, such as hemolytic anemia, blood loss and anemia caused by parasitic infection.
HCT	Decreased levels: It is common in anemia caused by various reasons.

Veterinary Technician: not specified
 Attending Veterinarian: Dr. Marian Grace Wanagen
 Date Reported: 23/05/2026
This report is solely for the received sample and serves as a diagnostic reference for veterinarians.



Hospital Tel: +639171533903
 Hospital Add: McArthur Highway, San Miguel, Calasiao, Pangasinan

