

Pet Doctors Veterinary Supplies and Services

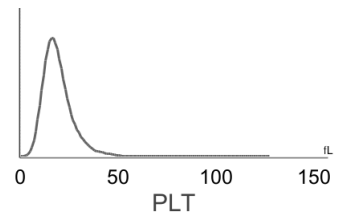
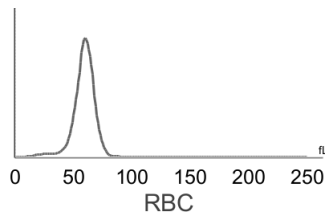
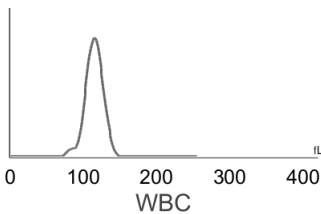

Blood Morphology Analysis Report

Pet Name: Cassie
 Gender: Female
 Sample ID: 260523001

Owner Name: Jeanette Elegino
 Age: 4Y
 Sample Type: Blood

Species: Canine
 Patient or Visit NO.:
 Time Tested: 23/05/2026 02:45:53

Test	Result		Unit	Reference Range	Low	Normal	High
1.WBC							
1-1WBC	19.78	↑	10 ⁹ /L	6.00-17.00			
1-2Neu#	16.06	↑	10 ⁹ /L	3.62-12.30			
1-3Nst#	0.00		10 ⁹ /L	0.00-1.00			
1-4Nsg#	16.06	↑	10 ⁹ /L	2.30-11.50			
1-5Nsh#	0.00		10 ⁹ /L	0.00-3.50			
1-6Lym#	1.42		10 ⁹ /L	0.83-4.91			
1-7Mon#	1.31		10 ⁹ /L	0.14-1.97			
1-8Eos#	0.97		10 ⁹ /L	0.04-1.62			
1-9Bas#	0.02		10 ⁹ /L	0.00-0.12			
1-10Neu%	81.2	↑	%	50.0-81.0			
1-11Nst/WBC%	0.0		%	0.0-10.0			
1-12Nsg%	81.2	↑	%	48.0-70.0			
1-13Nsh/WBC%	0.0		%	0.0-15.5			
1-14Lym%	7.2	↓	%	12.0-33.0			
1-15Mon%	6.6		%	2.0-13.0			
1-16Eos%	4.9		%	0.5-10.0			
1-17Bas%	0.1		%	0.0-1.3			
1-18Nst/Neu%	0.0		%	0.0-22.0			
1-19Nsh/Neu%	0.0		%	0.0-20.0			
2.RBC							
2-1RBC	8.00		10 ¹² /L	5.10-8.50			
2-2HGB	183		g/L	110-190			
2-3HCT	55.4		%	35.0-58.0			
2-4MCV	69.2		fL	55.0-83.0			
2-5MCH	22.8		pg	18.0-31.0			
2-6MCHC	337		g/L	260-430			
2-7RDW-CV	13.9		%	11.2-21.3			
2-8RDW-SD	35.7		fL	31.2-51.7			
2-9RET#	10.43		10 ⁹ /L	3.00-45.00			
2-10RET%	0.13		%	0.00-1.00			
2-11MCVr	42.1		fL	30.0-120.0			
2-12MCVr-CV	49.4		%	20.0-80.0			
2-13NRBC#	0.00		10 ⁹ /L	0.00-0.10			
2-14NRBC/WBC%	0.00		%	0.00-0.50			
2-15ETG#	0.00		10 ¹² /L	0.00-0.10			
2-16ETG%	0.01		%	0.00-3.00			
2-17SPH#	5.31		10 ⁹ /L	0.00-150.00			
2-18SPH%	0.07		%	0.00-2.00			
2-19AGG#	0.00		10 ⁹ /L	0.00-0.50			
3.PLT							
3-1PLT	607	↑	10 ⁹ /L	117-490			
3-2MPV	10.7		fL	8.4-14.1			
3-3PCT	0.648	↑	%	0.090-0.580			
3-4PDW-CV	68.0		%	30.0-80.0			
3-5PDW-SD	12.1		fL	5.0-20.0			
3-6LPLT#	239		10 ⁹ /L	0-285			
3-7P-LCR	39.4		%	9.0-50.0			



Hospital Tel: +639171533903
Hospital Add: McArthur Highway, San Miguel, Calasiao, Pangasinan



Pet Doctors Veterinary Supplies and Services

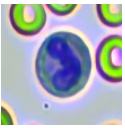
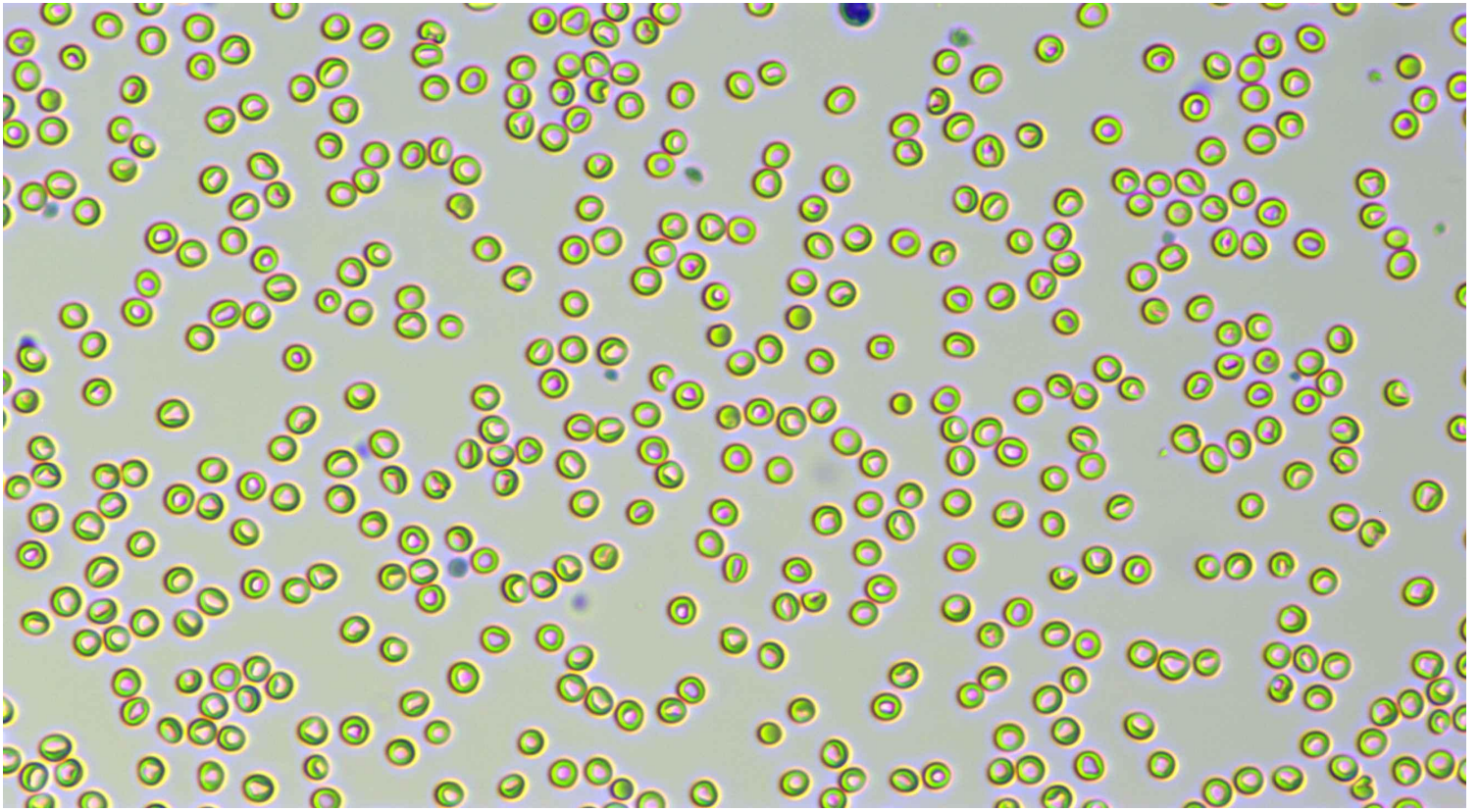
Blood Morphology Analysis Report

Pet Name: Cassie
 Gender: Female
 Sample ID: 260523001

Owner Name: Jeanette Elegino
 Age: 4Y
 Sample Type: Blood

Species: Canine
 Patient or Visit NO.:
 Time Tested: 23/05/2026 02:45:53

Distribution Chart

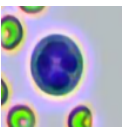


Neutrophil stab granulocytes

Count:

Concentration:

Percentage:

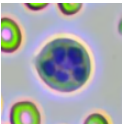


Neutrophil segmented granulocytes

Count: 836.0

Concentration: $16.06 \times 10^9/L$

Percentage: 81.2 Nsg#/WBC




Hypersegmented neutrophils

Count:

Concentration:

Percentage:


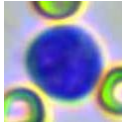
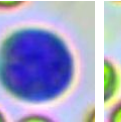
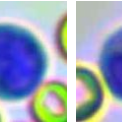

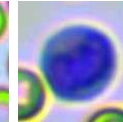





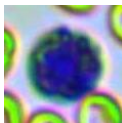
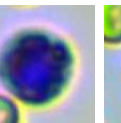

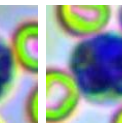
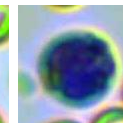
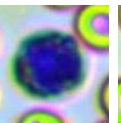

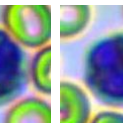








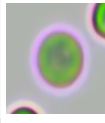


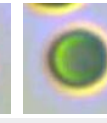
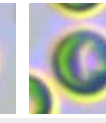
















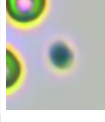

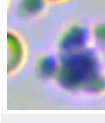






Lymphocytes

Count: 76.0

Concentration: $1.42 \times 10^9/L$

Percentage: 7.2 Lym#/WBC

													
Monocytes	Count: 66.0	Concentration: $1.31 \times 10^9/L$			Percentage: 6.6 Mon#/WBC								
													
Eosinophils	Count: 50.0	Concentration: $0.97 \times 10^9/L$			Percentage: 4.9 Eos#/WBC								
	Count:			Concentration:			Percentage:						
Basophils													
													
Normocyte	Count: 134611.0	Concentration: $8.00 \times 10^{12}/L$		Percentage: 99.9 Normocyte#/RBC		Reticulocytes	Count: 11.0	Concentration: $10.43 \times 10^9/L$		Percentage: 0.13 RET#/RBC			
	Count:			Concentration:			Percentage:						
Nucleated red blood cell													
	Count:			Concentration:			Percentage:						
Erythrocyte ghost													
							Count:			Concentration:		Percentage:	
Spherocytes	Count: 308.0	Concentration: $5.31 \times 10^9/L$		Percentage: 0.07 SPH#/RBC		Agglutinated erythrocytes							
							Count:			Concentration:		Percentage:	
Normal platelets	Count: 9246.0	Concentration: $607 \times 10^9/L$		Percentage: 60.6 NPLT#/PLT		Large platelet							
						Count:			Concentration:		Percentage:		
Aggregate platelets	Count: 52.0	Concentration: $0.00 \times 10^9/L$		Percentage:									

Clinical Significance

Neu#	Elevated levels: It is suggested that various acute infections, inflammations, stress reactions, some hematological diseases, toxic diseases, etc.
Nsg#	Elevated levels: It is suggested that various acute infections, inflammations, stress reactions, some hematological diseases, toxic diseases, etc.
PLT	Elevated levels: Most of them are physiological or secondary, rarely seen in primary. The former is commonly seen in tumors, gastrointestinal diseases such as pancreatitis, hepatitis, inflammatory bowel disease (IBD), colitis, immune-mediated diseases, blood loss/bleeding from various causes, fractures, use of glucocorticoids or antineoplastic drugs, dogs after splenectomy, exercise or injection of epinephrine, etc.; the latter is rarely seen in myeloproliferative diseases.
PCT	Elevated levels: Indicating an increase in platelets or large platelets.

Veterinary Technician: not specified
 Attending Veterinarian: Dr. Marian Grace Wanagen

Date Reported: 23/05/2026

This report is solely for the received sample and serves as a diagnostic reference for veterinarians.



Hospital Tel: +639171533903
 Hospital Add: McArthur Highway, San Miguel, Calasiao, Pangasinan

