

Pet Doctors Veterinary Supplies and Services

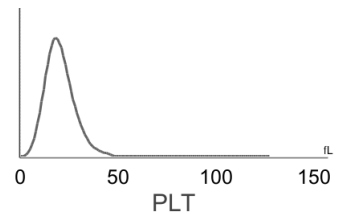
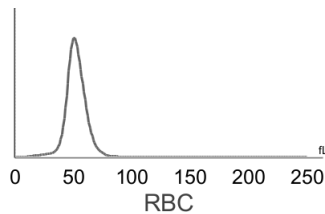
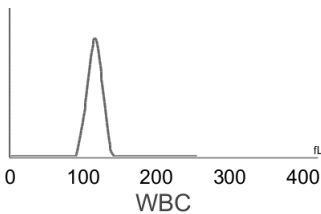
Blood Morphology Analysis Report

Pet Name: Milo
 Gender: Male
 Sample ID: 260524002

Owner Name: Maria Rica Bautista
 Age: 8Y
 Sample Type: Blood

Species: Canine
 Patient or Visit NO.:
 Time Tested: 24/05/2026 09:07:39

Test	Result	Unit	Reference Range	Low	Normal	High
1.WBC						
1-1WBC	7.97	10 ⁹ /L	6.00-17.00			
1-2Neu#	6.18	10 ⁹ /L	3.62-12.30			
1-3Nst#	0.00	10 ⁹ /L	0.00-1.00			
1-4Nsg#	6.18	10 ⁹ /L	2.30-11.50			
1-5Nsh#	0.00	10 ⁹ /L	0.00-3.50			
1-6Lym#	1.17	10 ⁹ /L	0.83-4.91			
1-7Mon#	0.36	10 ⁹ /L	0.14-1.97			
1-8Eos#	0.24	10 ⁹ /L	0.04-1.62			
1-9Bas#	0.02	10 ⁹ /L	0.00-0.12			
1-10Neu%	77.6	%	50.0-81.0			
1-11Nst/WBC%	0.0	%	0.0-10.0			
1-12Nsg%	77.6	↑ %	48.0-70.0			
1-13Nsh/WBC%	0.0	%	0.0-15.5			
1-14Lym%	14.7	%	12.0-33.0			
1-15Mon%	4.5	%	2.0-13.0			
1-16Eos%	3.0	%	0.5-10.0			
1-17Bas%	0.2	%	0.0-1.3			
1-18Nst/Neu%	0.0	%	0.0-22.0			
1-19Nsh/Neu%	0.0	%	0.0-20.0			
2.RBC						
2-1RBC	3.36	↓ 10 ¹² /L	5.10-8.50			
2-2HGB	65	↓ g/L	110-190			
2-3HCT	21.7	↓ %	35.0-58.0			
2-4MCV	64.7	fL	55.0-83.0			
2-5MCH	19.3	pg	18.0-31.0			
2-6MCHC	328	g/L	260-430			
2-7RDW-CV	16.0	%	11.2-21.3			
2-8RDW-SD	35.7	fL	31.2-51.7			
2-9RET#	26.36	10 ⁹ /L	3.00-45.00			
2-10RET%	0.79	%	0.00-1.00			
2-11MCVr	49.3	fL	30.0-120.0			
2-12MCVr-CV	42.9	%	20.0-80.0			
2-13NRBC#	0.00	10 ⁹ /L	0.00-0.10			
2-14NRBC/WBC%	0.00	%	0.00-0.50			
2-15ETG#	0.02	10 ¹² /L	0.00-0.10			
2-16ETG%	0.70	%	0.00-3.00			
2-17SPH#	14.53	10 ⁹ /L	0.00-150.00			
2-18SPH%	0.43	%	0.00-2.00			
2-19AGG#	0.00	10 ⁹ /L	0.00-0.50			
3.PLT						
3-1PLT	463	10 ⁹ /L	117-490			
3-2MPV	11.2	fL	8.4-14.1			
3-3PCT	0.519	%	0.090-0.580			
3-4PDW-CV	70.5	%	30.0-80.0			
3-5PDW-SD	13.8	fL	5.0-20.0			
3-6LPLT#	157	10 ⁹ /L	0-285			
3-7P-LCR	34.0	%	9.0-50.0			



Hospital Tel: +639171533903
Hospital Add: McArthur Highway, San Miguel, Calasiao, Pangasinan



Pet Doctors Veterinary Supplies and Services

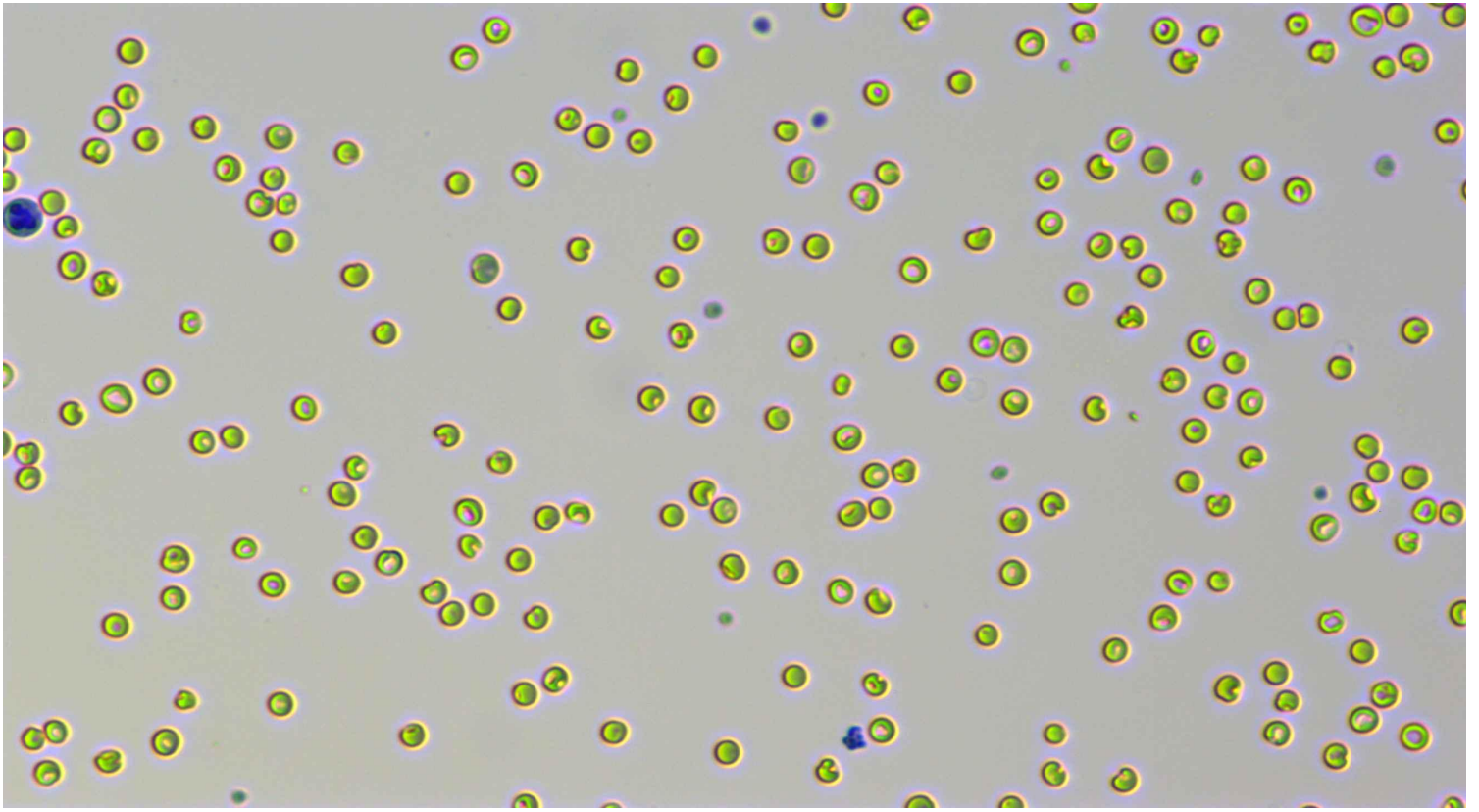
Blood Morphology Analysis Report

Pet Name: Milo
 Gender: Male
 Sample ID: 260524002

Owner Name: Maria Rica Bautista
 Age: 8Y
 Sample Type: Blood

Species: Canine
 Patient or Visit NO.:
 Time Tested: 24/05/2026 09:07:39

Distribution Chart



Neutrophil stab granulocytes

Count:

Concentration:

Percentage:

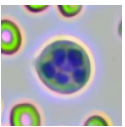


Neutrophil segmented granulocytes

Count: 327.0

Concentration: $6.18 \times 10^9/L$

Percentage: 77.6 Nsg#/WBC




Hypersegmented neutrophils

Count:

Concentration:

Percentage:


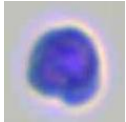
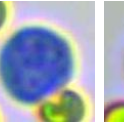
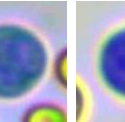
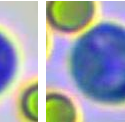
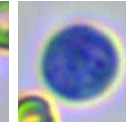
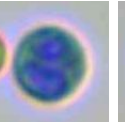
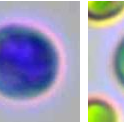


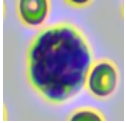
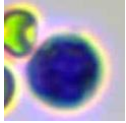
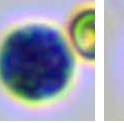
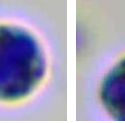
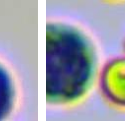
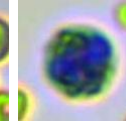
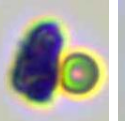
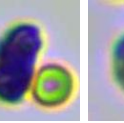


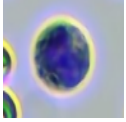






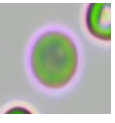
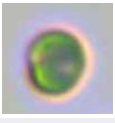

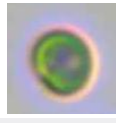
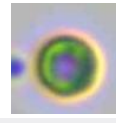
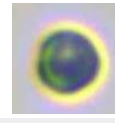




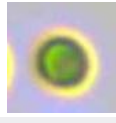

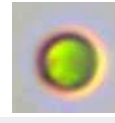
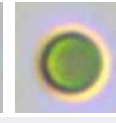






Lymphocytes

Count: 61.0

Concentration: $1.17 \times 10^9/L$

Percentage: 14.7 Lym#/WBC

											
Monocytes	Count: 19.0	Concentration: $0.36 \times 10^9/L$			Percentage: 4.5 Mon#/WBC						
											
Eosinophils	Count: 12.0	Concentration: $0.24 \times 10^9/L$			Percentage: 3.0 Eos#/WBC						
	Count:	Concentration:			Percentage:						
Basophils											
											
Normocyte	Count: 55201.0	Concentration: $3.36 \times 10^{12}/L$		Percentage: 98.2 Normocyte#/RBC		Reticulocytes	Count: 364.0	Concentration: $26.36 \times 10^9/L$		Percentage: 0.79 RET#/RBC	
	Count:	Concentration:		Percentage:			Count: 381.0	Concentration: $0.02 \times 10^{12}/L$		Percentage: 0.70 ETG#/RBC	
Nucleated red blood cell						Erythrocyte ghost					
							Count:	Concentration:		Percentage:	
Spherocytes	Count: 799.0	Concentration: $14.53 \times 10^9/L$		Percentage: 0.43 SPH#/RBC		Agglutinated erythrocytes					
	Count: 7801.0	Concentration: $463 \times 10^9/L$		Percentage: 66.0 NPLT#/PLT			Count:	Concentration:		Percentage:	
Normal platelets						Large platelet					
	Count: 9.0	Concentration: $0.00 \times 10^9/L$		Percentage:							
Aggregate platelets											

Clinical Significance

RBC	Decreased levels: Common of all kinds is urgent, chronic and haemorrhagic anaemia, if ulcer, tumor, operation; and the haemolytic anaemia that helminth infection, autoimmunity haemolysis causes; the nutrition sex anaemia that hidebound causes; the aplastic anaemia that toxic, immune disease, endocrine is maladjusted cause.
HGB	Decreased levels: It is common in anemia caused by various reasons, such as hemolytic anemia, blood loss and anemia caused by parasitic infection.
HCT	Decreased levels: It is common in anemia caused by various reasons.

Veterinary Technician: not specified

Attending Veterinarian: Dr. Marian Grace Wanagen

Date Reported: 24/05/2026

This report is solely for the received sample and serves as a diagnostic reference for veterinarians.