

Pet Doctors Veterinary Supplies and Services

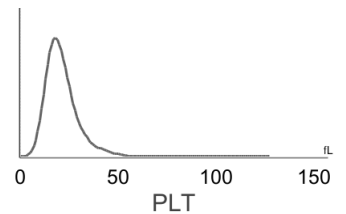
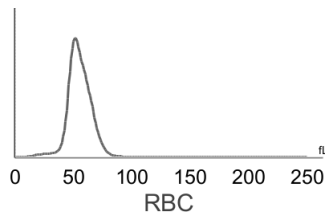
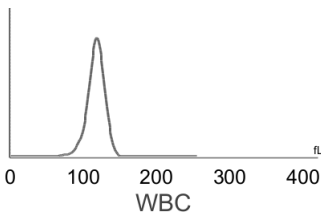

Blood Morphology Analysis Report

Pet Name: Aichi
 Gender: Male
 Sample ID: 260523008

Owner Name: Zandra Chua
 Age: 11Y
 Sample Type: Blood

Species: Canine
 Patient or Visit NO.:
 Time Tested: 23/05/2026 17:55:04

Test	Result		Unit	Reference Range	Low	Normal	High
1.WBC							
1-1WBC	33.97	↑	10 ⁹ /L	6.00-17.00			
1-2Neu#	31.76	↑	10 ⁹ /L	3.62-12.30			
1-3Nst#	0.02		10 ⁹ /L	0.00-1.00			
1-4Nsg#	31.74	↑	10 ⁹ /L	2.30-11.50			
1-5Nsh#	0.00		10 ⁹ /L	0.00-3.50			
1-6Lym#	0.95		10 ⁹ /L	0.83-4.91			
1-7Mon#	1.09		10 ⁹ /L	0.14-1.97			
1-8Eos#	0.17		10 ⁹ /L	0.04-1.62			
1-9Bas#	0.00		10 ⁹ /L	0.00-0.12			
1-10Neu%	93.5	↑	%	50.0-81.0			
1-11Nst/WBC%	0.1		%	0.0-10.0			
1-12Nsg%	93.4	↑	%	48.0-70.0			
1-13Nsh/WBC%	0.0		%	0.0-15.5			
1-14Lym%	2.8	↓	%	12.0-33.0			
1-15Mon%	3.2		%	2.0-13.0			
1-16Eos%	0.5		%	0.5-10.0			
1-17Bas%	0.0		%	0.0-1.3			
1-18Nst/Neu%	0.1		%	0.0-22.0			
1-19Nsh/Neu%	0.0		%	0.0-20.0			
2.RBC							
2-1RBC	4.72	↓	10 ¹² /L	5.10-8.50			
2-2HGB	99	↓	g/L	110-190			
2-3HCT	30.9	↓	%	35.0-58.0			
2-4MCV	65.5		fL	55.0-83.0			
2-5MCH	21.0		pg	18.0-31.0			
2-6MCHC	339		g/L	260-430			
2-7RDW-CV	18.5		%	11.2-21.3			
2-8RDW-SD	43.7		fL	31.2-51.7			
2-9RET#	13.69		10 ⁹ /L	3.00-45.00			
2-10RET%	0.29		%	0.00-1.00			
2-11MCVr	40.2		fL	30.0-120.0			
2-12MCVr-CV	44.5		%	20.0-80.0			
2-13NRBC#	0.00		10 ⁹ /L	0.00-0.10			
2-14NRBC/WBC%	0.00		%	0.00-0.50			
2-15ETG#	0.00		10 ¹² /L	0.00-0.10			
2-16ETG%	0.01		%	0.00-3.00			
2-17SPH#	24.59		10 ⁹ /L	0.00-150.00			
2-18SPH%	0.52		%	0.00-2.00			
2-19AGG#	0.00		10 ⁹ /L	0.00-0.50			
3.PLT							
3-1PLT	479		10 ⁹ /L	117-490			
3-2MPV	11.6		fL	8.4-14.1			
3-3PCT	0.557		%	0.090-0.580			
3-4PDW-CV	66.9		%	30.0-80.0			
3-5PDW-SD	13.2		fL	5.0-20.0			
3-6LPLT#	171		10 ⁹ /L	0-285			
3-7P-LCR	35.7		%	9.0-50.0			



Hospital Tel: +639171533903
Hospital Add: McArthur Highway, San Miguel, Calasiao, Pangasinan



Pet Doctors Veterinary Supplies and Services

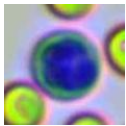
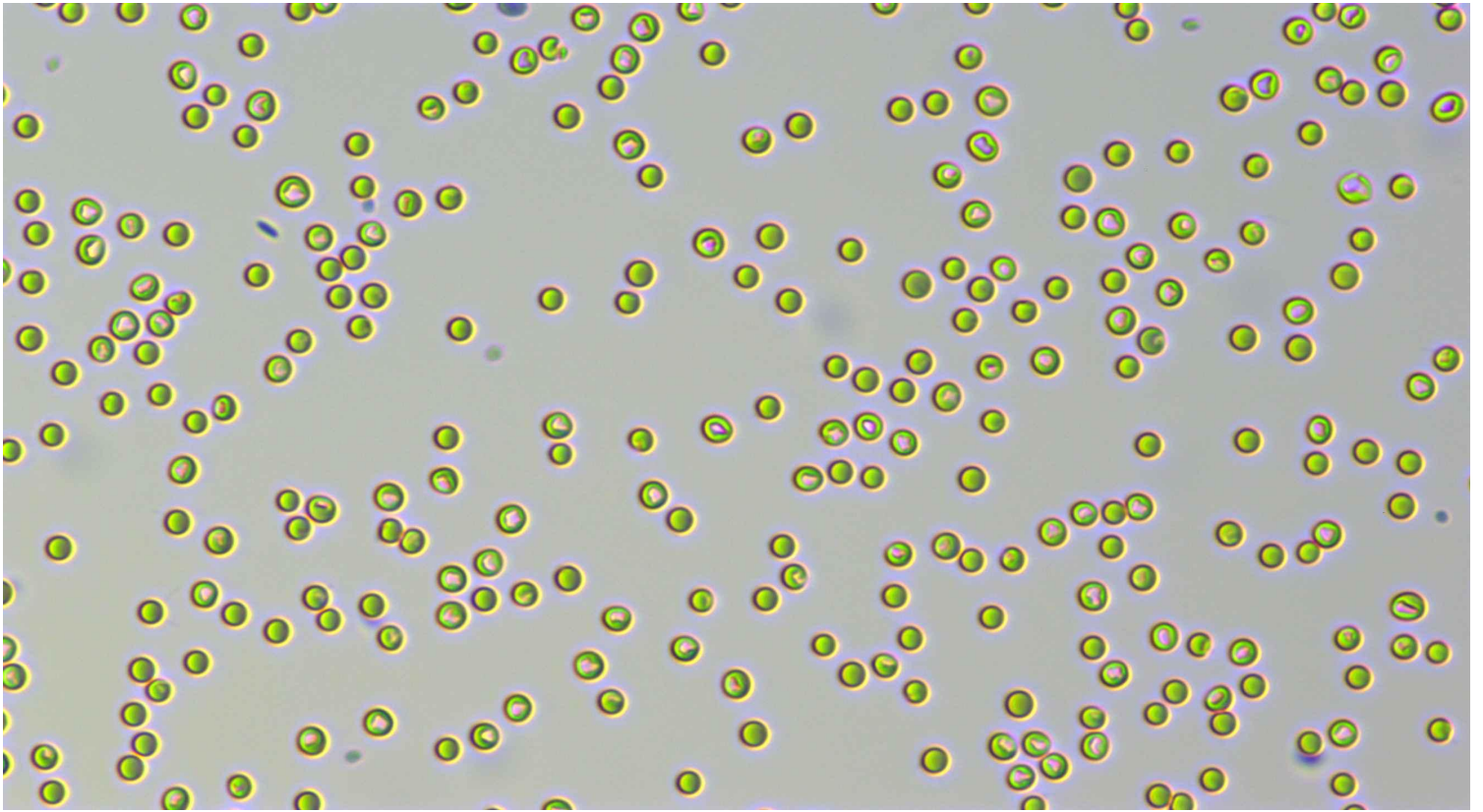
Blood Morphology Analysis Report

Pet Name: Aichi
 Gender: Male
 Sample ID: 260523008

Owner Name: Zandra Chua
 Age: 11Y
 Sample Type: Blood

Species: Canine
 Patient or Visit NO.:
 Time Tested: 23/05/2026 17:55:04

Distribution Chart

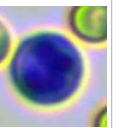
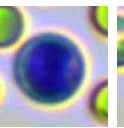
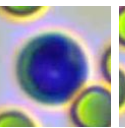
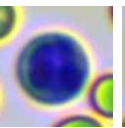
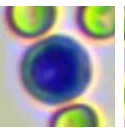
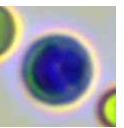
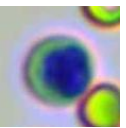
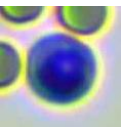
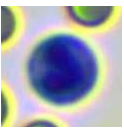
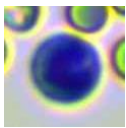


Neutrophil stab granulocytes

Count: 1.0

Concentration: $0.02 \times 10^9/L$

Percentage: 0.1 Nst#/WBC



Neutrophil segmented granulocytes

Count: 1639.0

Concentration: $31.74 \times 10^9/L$

Percentage: 93.4 Nsg#/WBC

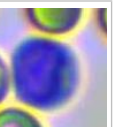
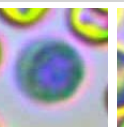
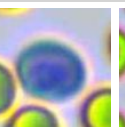



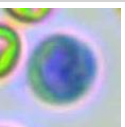
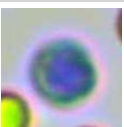
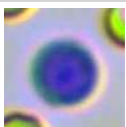



Hypersegmented neutrophils

Count:

Concentration:

Percentage:



Lymphocytes

Count: 48.0

Concentration: $0.95 \times 10^9/L$


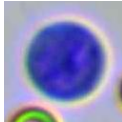
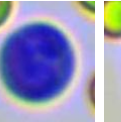
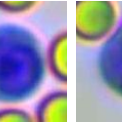
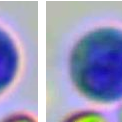

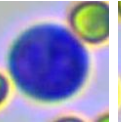
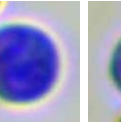
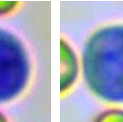


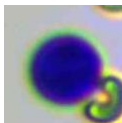
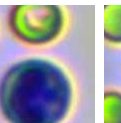
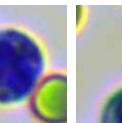
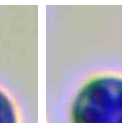


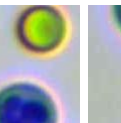













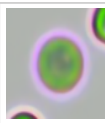
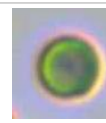
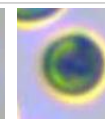
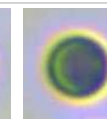

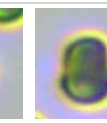


















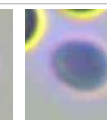







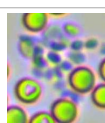
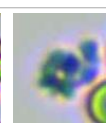







Percentage: 2.8 Lym#/WBC



Hospital Tel: +639171533903

Hospital Add: McArthur Highway, San Miguel, Calasiao, Pangasinan



												
Monocytes	Count: 56.0	Concentration: $1.09 \times 10^9/L$				Percentage: 3.2 Mon#/WBC						
												
Eosinophils	Count: 9.0	Concentration: $0.17 \times 10^9/L$				Percentage: 0.5 Eos#/WBC						
	Count:				Concentration:				Percentage:			
Basophils												
												
Normocyte	Count: 78238.0	Concentration: $4.72 \times 10^{12}/L$			Percentage: 99.3 Normocyte#/RBC							
												
Reticulocytes	Count: 86.0	Concentration: $13.69 \times 10^9/L$			Percentage: 0.29 RET#/RBC							
	Count:				Concentration:				Percentage:			
Nucleated red blood cell												
	Count:				Concentration:				Percentage:			
Erythrocyte ghost												
												
Spherocytes	Count: 1383.0	Concentration: $24.59 \times 10^9/L$			Percentage: 0.52 SPH#/RBC							
	Count:				Concentration:				Percentage:			
Agglutinated erythrocytes												
												
Normal platelets	Count: 7875.0	Concentration: $479 \times 10^9/L$			Percentage: 64.3 NPLT#/PLT							
	Count:				Concentration:				Percentage:			
Large platelet												
												
Aggregate platelets	Count: 12.0	Concentration: $0.00 \times 10^9/L$			Percentage:							

Clinical Significance

Neu#	Elevated levels: It is suggested that various acute infections, inflammations, stress reactions, some hematological diseases, toxic diseases, etc.
Nsg#	Elevated levels: It is suggested that various acute infections, inflammations, stress reactions, some hematological diseases, toxic diseases, etc.
RBC	Decreased levels: Common of all kinds is urgent, chronic and haemorrhagic anaemia, if ulcer, tumor, operation; and the haemolytic anaemia that helminth infection, autoimmunity haemolysis causes; the nutrition sex anaemia that hidebound causes; the aplastic anaemia that toxic, immune disease, endocrine is maladjusted cause.
HGB	Decreased levels: It is common in anemia caused by various reasons, such as hemolytic anemia, blood loss and anemia caused by parasitic infection.
HCT	Decreased levels: It is common in anemia caused by various reasons.

Veterinary Technician: not specified

Attending Veterinarian: Dr. Marian Grace Wanagen

Date Reported: 24/05/2026

This report is solely for the received sample and serves as a diagnostic reference for veterinarians.



Hospital Tel: +639171533903

Hospital Add: McArthur Highway, San Miguel, Calasiao, Pangasinan

