

Pet Doctors Veterinary Supplies and Services

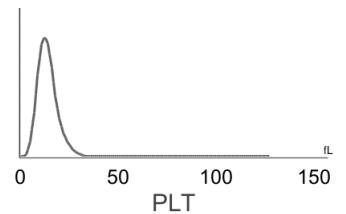
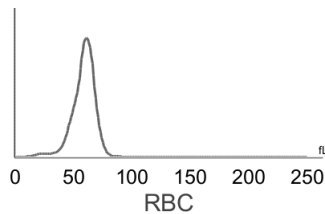
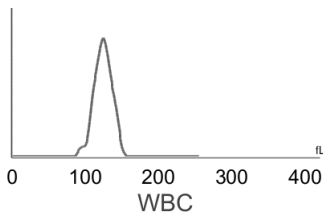
Blood Morphology Analysis Report

Pet Name: Hersheys
 Gender: Female
 Sample ID: 260525002

Owner Name: Danica Delos Santos
 Age: 9Y
 Sample Type: Blood

Species: Canine
 Patient or Visit NO.:
 Time Tested: 25/05/2026 15:05:44

Test	Result	Unit	Reference Range	Low	Normal	High
1.WBC						
1-1WBC	9.12	10 ⁹ /L	6.00-17.00			
1-2Neu#	6.03	10 ⁹ /L	3.62-12.30			
1-3Nst#	0.00	10 ⁹ /L	0.00-1.00			
1-4Nsg#	6.01	10 ⁹ /L	2.30-11.50			
1-5Nsh#	0.02	10 ⁹ /L	0.00-3.50			
1-6Lym#	1.71	10 ⁹ /L	0.83-4.91			
1-7Mon#	1.05	10 ⁹ /L	0.14-1.97			
1-8Eos#	0.32	10 ⁹ /L	0.04-1.62			
1-9Bas#	0.01	10 ⁹ /L	0.00-0.12			
1-10Neu%	66.2	%	50.0-81.0			
1-11Nst/WBC%	0.0	%	0.0-10.0			
1-12Nsg%	66.0	%	48.0-70.0			
1-13Nsh/WBC%	0.2	%	0.0-15.5			
1-14Lym%	18.7	%	12.0-33.0			
1-15Mon%	11.5	%	2.0-13.0			
1-16Eos%	3.5	%	0.5-10.0			
1-17Bas%	0.1	%	0.0-1.3			
1-18Nst/Neu%	0.0	%	0.0-22.0			
1-19Nsh/Neu%	0.3	%	0.0-20.0			
2.RBC						
2-1RBC	7.45	10 ¹² /L	5.10-8.50			
2-2HGB	171	g/L	110-190			
2-3HCT	51.7	%	35.0-58.0			
2-4MCV	69.3	fL	55.0-83.0			
2-5MCH	22.9	pg	18.0-31.0			
2-6MCHC	341	g/L	260-430			
2-7RDW-CV	16.1	%	11.2-21.3			
2-8RDW-SD	41.2	fL	31.2-51.7			
2-9RET#	10.13	10 ⁹ /L	3.00-45.00			
2-10RET%	0.14	%	0.00-1.00			
2-11MCVr	41.5	fL	30.0-120.0			
2-12MCVr-CV	49.9	%	20.0-80.0			
2-13NRBC#	0.00	10 ⁹ /L	0.00-0.10			
2-14NRBC/WBC%	0.00	%	0.00-0.50			
2-15ETG#	0.00	10 ¹² /L	0.00-0.10			
2-16ETG%	0.04	%	0.00-3.00			
2-17SPH#	12.91	10 ⁹ /L	0.00-150.00			
2-18SPH%	0.17	%	0.00-2.00			
2-19AGG#	0.09	10 ⁹ /L	0.00-0.50			
3.PLT						
3-1PLT	290	10 ⁹ /L	117-490			
3-2MPV	8.1	fL	8.4-14.1			
3-3PCT	0.234	%	0.090-0.580			
3-4PDW-CV	68.9	%	30.0-80.0			
3-5PDW-SD	9.2	fL	5.0-20.0			
3-6LPLT#	26	10 ⁹ /L	0-285			
3-7P-LCR	9.1	%	9.0-50.0			



Hospital Tel: +639171533903
Hospital Add: McArthur Highway, San Miguel, Calasiao, Pangasinan



Pet Doctors Veterinary Supplies and Services

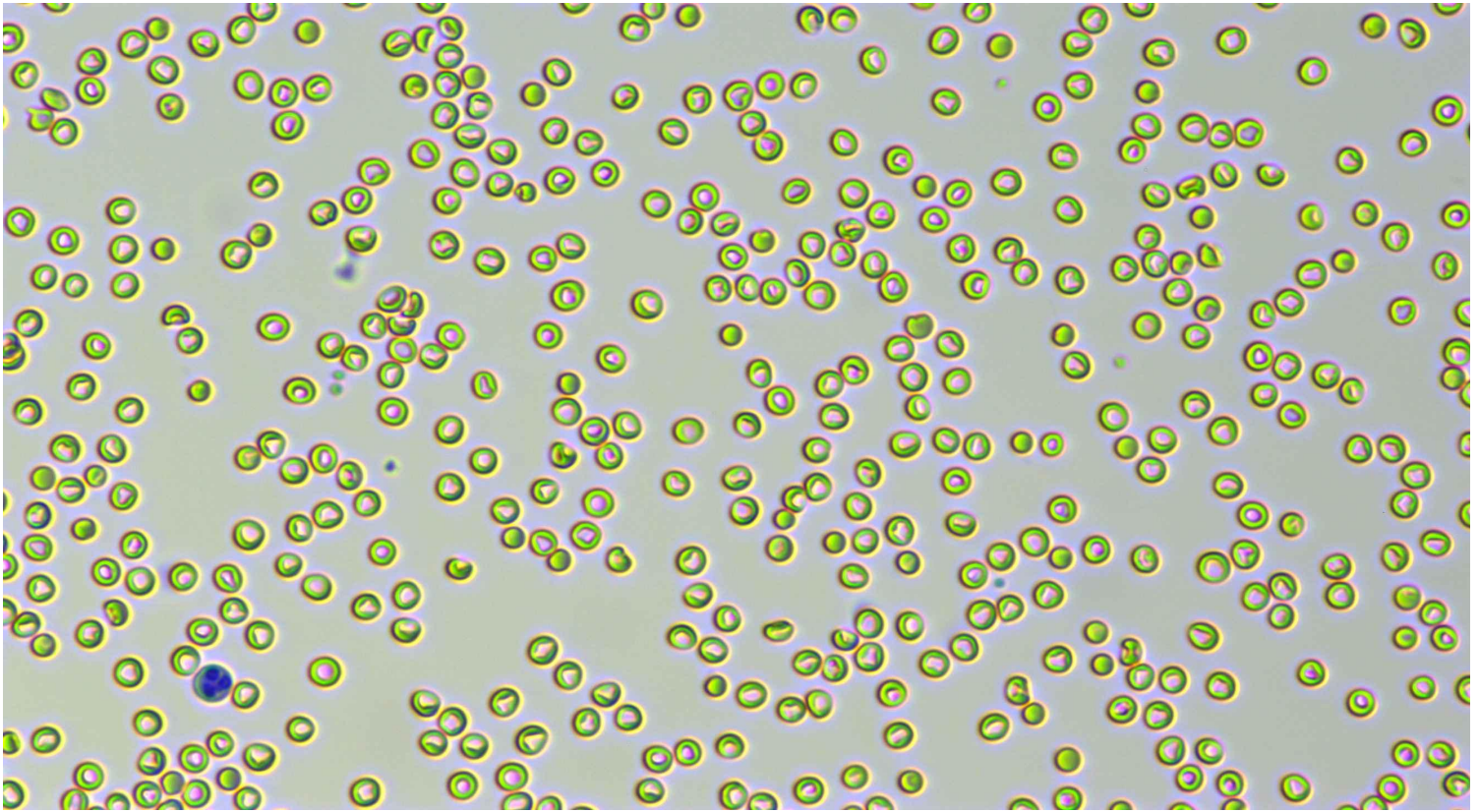
Blood Morphology Analysis Report

Pet Name: Hersheys
 Gender: Female
 Sample ID: 260525002

Owner Name: Danica Delos Santos
 Age: 9Y
 Sample Type: Blood

Species: Canine
 Patient or Visit NO.:
 Time Tested: 25/05/2026 15:05:44

Distribution Chart



Neutrophil stab granulocytes

Count:

Concentration:

Percentage:

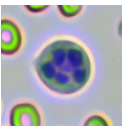


Neutrophil segmented granulocytes

Count: 312.0

Concentration: $6.01 \times 10^9/L$

Percentage: 66.0 Nsg#/WBC



Hypersegmented neutrophils

Count: 1.0

Concentration: $0.02 \times 10^9/L$

Percentage: 0.2 Nsh#/WBC



Lymphocytes

Count: 93.0

Concentration: $1.71 \times 10^9/L$


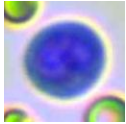

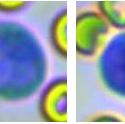
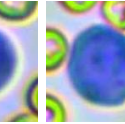
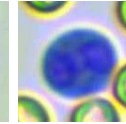
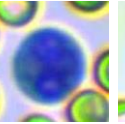
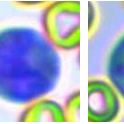


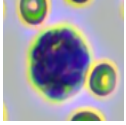
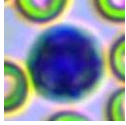
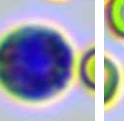
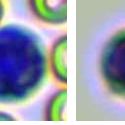
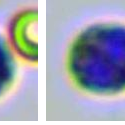
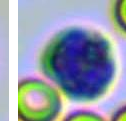
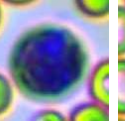
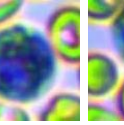
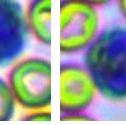

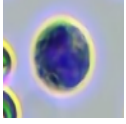






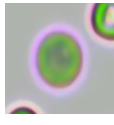
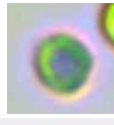






















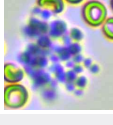


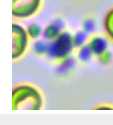
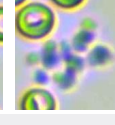
Percentage: 18.7 Lym#/WBC



Hospital Tel: +639171533903

Hospital Add: McArthur Highway, San Miguel, Calasiao, Pangasinan



											
Monocytes	Count: 60.0	Concentration: $1.05 \times 10^9/L$				Percentage: 11.5 Mon#/WBC					
											
Eosinophils	Count: 17.0	Concentration: $0.32 \times 10^9/L$				Percentage: 3.5 Eos#/WBC					
	Count:	Concentration:				Percentage:					
Basophils											
											
Normocyte	Count: 125239.0	Concentration: $7.45 \times 10^{12}/L$		Percentage: 99.8 Normocyte#/RBC		Reticulocytes	Count: 9.0	Concentration: $10.13 \times 10^9/L$		Percentage: 0.14 RET#/RBC	
	Count:	Concentration:		Percentage:			Count:	Concentration:		Percentage:	
Nucleated red blood cell						Erythrocyte ghost					
								Count: 1.0	Concentration: $0.09 \times 10^9/L$		Percentage:
Spherocytes	Count: 755.0	Concentration: $12.91 \times 10^9/L$		Percentage: 0.17 SPH#/RBC		Agglutinated erythrocytes					
							Count:	Concentration:		Percentage:	
Normal platelets	Count: 4099.0	Concentration: $290 \times 10^9/L$		Percentage: 90.9 NPLT#/PLT		Large platelet					
						Count: 311.0	Concentration: $0.00 \times 10^9/L$		Percentage:		
Aggregate platelets											

Clinical Significance

MPV **Decreased levels:** It is common in the early stage of immune-mediated thrombocytopenia and bone marrow failure.

Veterinary Technician: not specified

Attending Veterinarian: Dr. Chelsi Marie Gabor

Date Reported: 25/05/2026

This report is solely for the received sample and serves as a diagnostic reference for veterinarians.